



koyo
The definition of power

KOYO

Battery Applications & Specifications



KOYO BATTERY CO., LTD.

46 Shin Kung Road, Chuan-Shing Industrial Park,
Shen Kang Hsiang, Chang Hwa Hsian, Taiwan R.O.C.
TEL: 886-4-7977311
FAX: 886-4-7977151
E-mail: koyotw@ms42.hinet.net
<http://www.koyo-battery.com>

ISO-9001
ISO-14001



2016-05-3000






BATTERY FEATURES

Terminal

prevents acid seepage,
reduces corrosion-
extends battery life.

Sealed Top Flat Cover

prevents acid seepage and allows
the usage in any position.



Heat Sealed Cover

eliminates electrolyte
leakage & improves
reliability.

Negative Plate

Heavy-duty Lead Calcium
Plates for the lowest
self-discharge and a
long service life.
With stand vibration.

Positive Plate

Heavy-duty Lead Calcium
Plates for the lowest
self-discharge and a
long service life.
With stand vibration.

Polypropylene Cover and Container

assures reserve electrolyte capacity for
cooler operating temperatures; gives
greater resistance to gas and oil-and
impact in extreme weather conditions!

Separator

retain acid protect plates,
ensuring long life.

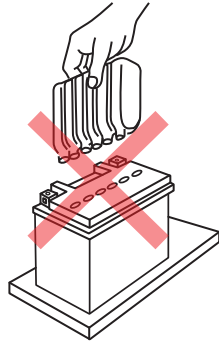
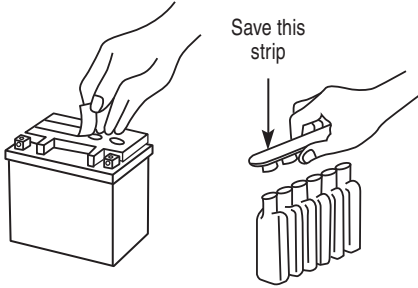
Contents

▲	TECHNICAL MANUAL	P2~3
▲	TERMINALS	P4
▲	BATTERY SPECIFICATION	
	<i>Factory Activated, Maintenance Free 12Volt Battery Specifications</i>	P5~6
	<i>YB Series & YB-CX Series 12Volt Battery Specifications</i>	P6~8
	<i>Conventional 12Volt & 6Volt Battery Specifications</i>	P9~11
▲	BATTERY APPLICATIONS	
	<i>Motorcycle / Scooter Battery Applications</i>	P12~24
	<i>Utility Vehicle (UTV) Battery Applications</i>	P25
	<i>ATV Battery Applications</i>	P26~28
	<i>Personal Watercraft Battery Applications</i>	P29
	<i>Snowmobile Battery Applications</i>	P30~31
	<i>Riding Mower Battery Applications</i>	P32
▲	BATTERY CROSS REFERENCE CHART	P33

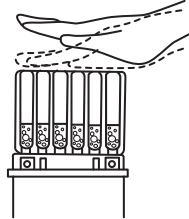
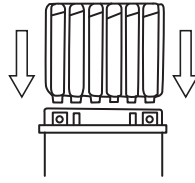
ACTIVATION AND CHARGING SEALED MAINTENANCE FREE BATTERIES (YT & KT TYPES)

1. Place the battery on a level surface. Battery must be out of the vehicle.

2. Remove electrolyte container from vinyl bag. Pull off the strip of caps. **Put the strip aside- you'll use this later as the battery sealing plug.** Use only the dedicated container that comes with the battery. It contains the proper amount of electrolyte for your specific model - important to service life and operation. Do not pierce or otherwise open the sealed cells of the electrolyte container. Do not attempt to separate individual cells.

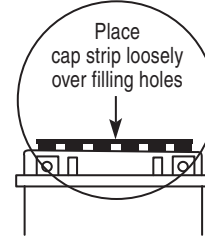


3. Place electrolyte container, sealed top of the cells down, into the filler ports of the battery. Hold the container level, push down to break the seals. You'll see air bubbles as the ports fill. **Do not tilt the electrolyte container.**

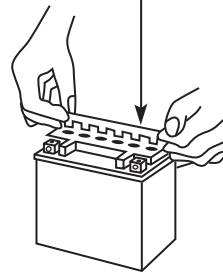


4. Check the electrolyte flow. **Keep the container in place for 20 minutes or longer until it empties completely.** If no air bubbles are coming up from the filler ports, or if container cells haven't emptied completely, tap the container a few times. Don't remove the container from the battery until it's empty. The battery requires all the electrolyte from the container for proper operation. Make sure the electrolyte container empties completely.

5. Remove the container. **For batteries 3-12 AH, let stand for at least 30 minutes. For batteries greater than 12 AH, allow the battery to stand a minimum of 1 HOUR.** This allows the electrolyte to permeate into the plates for optimum performance.



Strip of caps (battery plugs)
Press down horizontally with both hands



6. **After filling and before charging** the filling procedure is completed.

Newly activated sealed batteries require an initial charge. During charging, place the cap strip loosely over the filling holes as shown in drawing.

7. **After charging is completed, allow the battery to stand for a minimum of 4 hours to allow the electrolyte to absorb inside the battery. After the 4 hour stand, press the strip of caps down firmly with both hands to seat the caps (don't pound or hammer). The battery is sealed. Never remove the strip of caps, nor any water or electrolyte.**

WHEN A BATTERY NEEDS AN INITIAL CHARGE

Condition Requiring Initial Charge	At low temperatures (lower than 0°C or 32°F)	Battery has been stored under high temperature and humidity.	Aluminum seal sheet has been removed or broken (When you did not hear air-sucking sound as you removed the sheet).	Battery older than 2 years or more after manufacture.
Charging Method	Charge time using standard current 2-3 hours	Charge time using standard current 15-20 hours		

Charging Method:

Charge at 12V with current and time as stated below

STD:1.2A X 5h~10h


CHARGING INSTRUCTIONS FOR NEWLY ACTIVATED SEALED MAINTENANCE FREE BATTERIES

These batteries are a sealed VRLA construction - which means:

NEVER REMOVE THE SEALING STRIP AFTER CHARGING IS COMPLETED!

If the battery gets very hot to the touch, cease charging and allow battery to cool down.

CHECK VOLTAGE USING A VOLTMETER. READINGS FOR A CHARGED, NEWLY ACTIVATED BATTERY SHOULD BE 12.8V OR HIGHER AFTER FOR A TWO HOUR REST PERIOD FOLLOWING CHARGE. (REST REQUIRED TO LOSE SURFACE CHARGE.)



CAUTION: ALWAYS WEAR PROTECTIVE EYE GEAR WHEN WORKING AROUND BATTERIES

ACTIVATING HIGH PERFORMANCE CONVENTIONAL (YB TYPE) AND CONVENTIONAL BATTERIES (6N & 12N TYPES)

STANDARD BATTERY (6N TYPES, 12N TYPES, AND YB TYPES)

PREPARATION FOR ACID FILLING

Take off sealing tube (usually red color attached to vent) and remove filling plugs-right before filling with electrolyte. Replace the short sealing tube pulled off from battery vent elbow with a long exhaust tube.

FILLING ELECTROLYTE (ACID)

Fill battery with electrolyte (dilute sulfuric acid) with a specific gravity of 1.265 at 68°F. Fill to UPPER LEVEL as indicated on battery. Electrolyte should have a

temperature between 60 and 86°F. before filling. Leave battery standing at least 30 min. after filling. Acid level may have fallen during standing. Refill acid to UPPER LEVEL before starting charge.

CHARGING

Place battery on charge for 3 to 5 hours at approximately the current equivalent to 1/10th of its rated capacity. The battery can take a quick charge at a higher current up to the maximum current of 3/10th of capacity. However, a quick charge can only be taken by surface area of the battery plates, while lower current can charge the battery uniformly. If electrolyte

level has fallen after charging, fill with clean drinking water to UPPER LEVEL. After water is added, continue charging 1 to 2 hours to mix water with acid. After charging, replace filling plugs firmly, wash off acid spillage with water and dry battery case. Make sure the battery terminals are completely clean of any acid substances.

Do not use sealed tube (red tube) once battery is filled with acid. Using sealed tube (red tube) after acid filling may cause explosion.

BATTERY MAINTENANCE FOR 6N, 12N and YB TYPES

Periodic battery maintenance should be performed whether or not a starting problem has occurred. The following procedures will help prevent premature

1. CHECK ELECTROLYTE LEVEL (not required for sealed maintenance free batteries). If the electrolyte level is below the tops of the plates in any cell (or the lower level line) refill with clean drinking or distilled water to upper level line.

NOTE: Low electrolyte level may be a malfunction in the charging system.

2. Keep the battery clean of all acid spillage and dirt, especially around the terminal area.

3. Keep the exhaust tube free of any kink or dirt build-up.

4. If the vehicle is not used frequently the battery will require additional recharging. Specific charging rates or times vary because of the following:

(A) Battery's electrical capacity

(B) Temperature of the electrolyte

(C) Battery state of charge at the start of charging


































(D) Battery age and condition

(E) Type of charger

5. Check the specific gravity of acid or the voltage of the battery to make sure it is at a 100% charged condition. If not, additional charging is required. See charts below for battery test readings using either a hydrometer or a voltmeter.

SPECIFIC GRAVITY READING USING A HYDROMETER				
STATE OF CHARGE	ELECTROLYTE TEMPERATURE			
	80°F		40°F	
	YB TYPES	6N & 12N TYPES	YB TYPES	6N & 12N TYPES
100%	1.275	1.265	1.290	1.280
75%	1.225	1.215	1.240	1.230
50%	1.175	1.165	1.190	1.180
25%	1.135	1.125	1.150	1.140

BATTERY VOLTAGE READING USING A VOLTMETER			
STATE OF CHARGE	YT & KT TYPES	YB TYPES	6N & 12N TYPES
100%	13.0 Volts	12.7 Volts	12.6 Volts / 6.3 Volts
75%	12.8	12.5	12.4 6.2
50%	12.5	12.2	12.1 6.1
25%	12.2	12.0	11.9 6
0%	12.0 or less	11.9 or less	11.8 or less 5.9

TERMINALS				
Terminal Shape				Battery Type
Type	Front	Side	Top	
1				KIX30L-BS YB30L-B 12N18-3
2				YB7L-B2 YB9L-A2 YB9L-B2 YB16AL-A2 12N9-4B 12N9-3A 12N7-3B2 12N5.5-4A
3				YB7C-A YB14L-A1 YB16B-A1 Y60N24AL-B Y60N24-A Y60N24L-A 12N7C-3D 12N24-3 12N24-4 12N24-3A 12N24-4A KTZ19S
4				YB10A-A2 YB10L-A2 YB10L-B2 YB12B-B2 YB12C-A YB14A-A1 YB14-A2 YB14A-A2 YB14L-A2 SYB14L-A2 YB14-B2 YB16B-A YB16CL-B YB16C-B Y50N18L-A3 12N10-3A-2 12N11-3A-1 12N14-3A 12N14-3B KTX14AH-BS KTX14AHL-BS YTX7A-BS YTX9-BS YTX9L-BS YTR9-BS YTX12-BS YTX14-BS YTX14L-BS YTX15L-BS YTX16-BS KTX16-BS KTX16L-BS KTX16CL-BS YTX20-BS YTX20L-BS YTX20H-BS YTX20HL-BS YTX20HL-BS-PW KTX24HL-BS KTX24H-BS
5				KTZ7S-BS YT4L-BS YTX4L-BS YT5L-BS YTX5L-BS YTX7L-BS YB5L-B YB4L-A YB4L-B
6				YB3L-A YB3L-B YB6-A YB6L-B YB6.5L-B YB7A-A YB7-A YB7L-A YB7L-B YB7B-B YB9A-A YB9-B YB9L-B YB10L-B YB12A-A YB12AL-A/A2 YB12A-A YB16-B YB16-B-CX YB16L-B YB16HL-A-CX SYB16L-B 12N5-3B 12N5-4B 12N5.5-3B 12N5.5A-3B 12N7-3B 12N7-4A 12N7-4B 12N7A-3A(YB7BL-A) 12N7B-4A 12N7D-3B 12N9-3A-1 12N9-3B 12N9-4B-1 12N10-3A 12N10-3B 12N10-3A-1 12N11-3B 12N12-3A 12N12-3B 12N12A-4A-1 12N16-3A 12N16-3B 6N11A-3 6N11A-4 6N11A-1B 6N11A-3B 6N11-2D 6N12A-2D 6N12A-2C B39-6 B38-6A B49-6 6YB8L-B 6N6-3B 6N6-3B-1
7				HYB16A-A YB18-A YB18L-A Y50N18A-A Y50N18L-A Y50N18L-A-CX SY50N18L-AT 12N18-3A 12N18-3B YTX16-BS-1
8				H-12 H-2
9				51814 51913 53030 53211
10				KT7B-4 KT7B-BS KT9B-4 KT9B-BS KT12B-4 KT12B-BS KT12A-4 KT12A-BS KT14B-4 KT14B-BS KTZ5S KTZ7S KTZ9S KTZ10S KTZ10S-BS KTZ12S KTZ12S-BS KTZ14S KTZ14S-BS YTX20CH-BS
11				KTR4A-BS KT4B-5 KTR4A-5

FACTORY ACTIVATED MAINTENANCE FREE (SLA) 12 VOLT Battery Specifications

BATTERY TYPE	GS/YUASA TYPE	CAPACITY AH (10H-R)	MAXIMUM DIMENSION						WEIGHT WITH ACID		ACID VOLUME (LITER)	REGULAR CHARGE CURRENT (AMP)	ASSEMBLY FIGURE	REMARK (REPLACED FOR)	
			Inch ±1/16 in			Millimeter ±2mm			Kg	Lbs					
			L	W	H	L	W	H							
KT4B-5	GT4B-5/YT4B-BS	2.3	4 1/2	1 9/16	3 6/16	114	39	86	1.1	2.4	N/A	0.3	+		
KTR4A-5	YTR4A-BS	2.3	4 1/2	1 15/16	3 6/16	114	49	86	1.1	2.4	N/A	0.3	+		
KTZ5S	N/A	4.5	4 1/2	2 13/16	3 3/8	114	71	86	1.7	3.7	N/A	0.5	-	+	YB4L-B/YTX4L-BS
KTZ7S	GT6B-3/YTZ7S	6	4 7/16	2 3/4	4 1/8	113	70	105	2.1	4.6	N/A	0.6	-	+	YT5L-BS/YTX5L-BS
KT7B-4	GT7B-4/YT7B-BS	6.5	6	2 9/16	3 11/16	150	65	93	2.7	6.0	N/A	0.7	+	-	
KTZ9S	N/A	7	4 1/2	2 13/16	5 3/16	114	71	131	2.9	6.4	N/A	0.7	-	+	YTX7L-BS
KT9B-4	GT9B-4/YT9B-BS	8	6	2 3/4	4 1/8	150	70	105	3.4	7.5	N/A	0.8	+	-	
KTZ10S	YTZ10S	8.6	6	3 7/16	3 11/16	150	87	93	3.2	7.0	N/A	0.9	+	-	YTX7A-BS
KT12A-4	YT12A-BS	10	6	3 7/16	4 3/16	150	87	105	3.5	7.7	N/A	1.0	+	-	YTX9-BS
KT12B-4	GT12B-4/YT12B-BS	11	6	2 3/4	5 1/8	150	70	130	4.1	9.0	N/A	1.0	+	-	
KTZ12S	YTZ12S	11	6	3 7/16	4 3/8	150	87	110	3.7	8.1	N/A	1.1	+	-	
KTZ14S	YTZ14S	11.2	6	3 7/16	4 3/8	150	87	110	3.9	8.6	N/A	1.1	+	-	
KT14B-4	GT14B-4/YT14B-BS	13	6	2 3/4	5 3/4	150	70	145	4.6	10.1	N/A	1.2	+	-	
KTZ19S		19	7 1/8	3	6 9/17	181	76	167	6.2	13.7	N/A	1.9	-	+	51814/51913
KTX16	GT16-BS	19	6 7/8	4	6 1/8	175	100	155	6.7	14.8	N/A	1.9	+	-	YB16-B
KTX16L	GT16L-BS	19	6 7/8	4	6 1/8	175	100	155	6.7	14.8	N/A	1.9	-	+	YB16L-B
KTX16CL		19	6 7/8	4	6 7/8	175	100	175	6.7	14.8	N/A	1.9	-	+	YB16CL-B
KTX24HL	YTX24HL/GTX18L	22	8 1/8	3 7/16	6 3/8	205	87	162	6.5	14.3	N/A	2.2	-	+	Y50-N18L-A/A-A
KIX30L	YIX30L	30	6 9/16	5	6 7/8	166	126	175	10.0	22.0	N/A	3.0	-	+	

MAINTENANCE FREE

12 VOLT Battery Specifications

BATTERY TYPE	CAPACITY AH (10H-R)	MAXIMUM DIMENSION						WEIGHT WITH ACID		ACID VOLUME (LITER)	REGULAR CHARGE CURRENT (AMP)	ASSEMBLY FIGURE		
		Inch ±1/16 in			Millimeter ±2mm			Kg	Lbs					
		L	W	H	L	W	H							
KTR4A-BS		2.3	4 1/2	1 15/16	3 6/16	114	49	86	1.1	2.4	0.14	0.3	+	
YT4L-BS	★	3	4 1/2	2 13/16	3 3/8	114	71	86	1.2	2.6	0.18	0.4	-	+
YTX4L-BS	★	3	4 1/2	2 13/16	3 3/8	114	71	86	1.2	2.6	0.18	0.4	-	+
YT5L-BS	★	4	4 1/2	2 13/16	4 3/16	114	71	106	1.9	4.2	0.24	0.5	-	+
YTX5L-BS	★	4	4 1/2	2 13/16	4 3/16	114	71	106	1.9	4.2	0.24	0.5	-	+
YTZ7S-BS		6	4 7/16	2 3/4	4 1/8	113	70	105	2.1	4.6	0.33	0.6	-	+
YTX7L-BS	★	6	4 1/2	2 13/16	5 3/16	114	71	131	2.4	5.3	0.33	0.6	-	+
YTX7A-BS	★	6	6	3 7/16	3 3/4	150	87	94	2.9	6.4	0.33	0.6	+	-
KT7B-BS		6.5	6	2 9/16	3 11/16	150	65	93	2.7	6	0.38	0.7	+	-
KT9B-BS		8	6	2 3/4	4 1/8	150	70	105	3.4	7.5	0.42	0.8	+	-
YTX9-BS	★	8	6	3 7/16	4 3/16	150	87	105	3.0	6.6	0.40	0.9	+	-
YTX9L-BS	★	8	6	3 7/16	4 3/16	150	87	105	3.0	6.6	0.40	0.9	-	+
YTR9-BS	★	8	6	3 7/16	4 3/16	150	87	105	3.0	6.6	0.40	0.9	+	-
KTZ10S-BS		8.6	6	3 7/16	3 11/16	150	87	93	3.2	7	0.44	0.9	+	-
KT12A-BS		10	6	3 7/16	4 3/16	150	87	105	3.5	7.7	0.52	1.0	+	-
KT12B-BS		11	6	2 3/4	5 1/8	150	70	130	4.1	9	0.52	1.0	+	-
YTX12-BS	★	10	6	3 7/16	5 1/8	150	87	130	4.2	9.2	0.60	1.2	+	-
KTZ12S-BS		11	6	3 7/16	4 3/8	150	87	110	3.7	8.1	0.57	1.1	+	-
KTZ14S-BS		11.2	6	3 7/16	4 3/8	150	87	110	3.9	8.6	0.58	1.1	+	-
KT14B-BS		12	6	2 3/4	5 3/4	150	70	145	4.6	10.1	0.63	1.2	+	-
YTX14-BS	★	12	6	3 7/16	5 3/4	150	87	145	5.0	8.1	0.69	1.4	+	-
YTX14L-BS	★	12	6	3 7/16	5 3/4	150	87	145	5.0	8.1	0.69	1.4	-	+
YTX14H-BS	★	12	6	3 7/16	5 3/4	150	87	145	5.0	8.1	0.69	1.4	+	-
KTX14AH-BS	✓★	13	5 5/16	3 1/2	6 15/16	134	89	176	4.4	9.7	0.69	1.4	+	-

☆ & ✓ The height includes 10mm spacer.

KT= YT or GT or CT ★ FACTORY ACTIVATED AVAILABLE

MAINTENANCE FREE

12 VOLT Battery Specifications

BATTERY TYPE	CAPACITY AH (10H-R)	MAXIMUM DIMENSION						WEIGHT WITH ACID		ACID VOLUME (LITER)	REGULAR CHARGE CURRENT (AMP)	ASSEMBLY FIGURE
		Inch ±1/16 in			Millimeter ±2mm			Kg	Lbs			
		L	W	H	L	W	H					
KTX14AHL-BS ★	13	5 5/16	3 1/2	6 9/16	134	89	166	4.4	9.7	0.66	1.4	
YTX15L-BS ★	13	6 7/8	3 7/16	5 1/8	175	87	130	4	8.8	0.75	1.4	
YTX16-BS ★	14	6	3 7/16	6 3/8	150	87	161	5.7	12.6	0.78	1.4	
YTX16-BS-1 ★	14	6	3 7/16	6 3/8	150	87	161	5.7	12.6	0.78	1.4	
YTX20-BS ★	18	6 7/8	3 7/16	6 1/8	175	87	155	6.3	13.9	0.93	1.8	
YTX20H-BS ★	18	6 7/8	3 7/16	6 1/8	175	87	155	6.3	13.9	0.93	1.8	
YTX20L-BS ★	18	6 7/8	3 7/16	6 1/8	175	87	155	6.3	13.9	0.93	1.8	
YTX20HL-BS ★	18	6 7/8	3 7/16	6 1/8	175	87	155	6.3	13.9	0.93	1.8	
YTX20HL-BS-PW ★	18	6 7/8	3 7/16	6 1/8 ☆	175	87	175 ☆	6.3	13.9	0.93	1.8	
YTX20CH-BS ★	18	6	3 7/16	6 3/8	150	87	161	6.3	13.9	0.93	1.8	
KTX16-BS	19	6 7/8	4	6 1/8	175	100	155	6.7	14.8	1.08	1.9	
KTX16L-BS	19	6 7/8	4	6 1/8	175	100	155	6.7	14.8	1.08	1.9	
KTX16CL-BS ★	19	6 7/8	4	6 7/8	175	100	175	6.7	14.8	1.08	1.9	
KTX24HL-BS	22	8 1/8	3 7/16	6 3/8	205	87	162	6.5	14.3	0.99	2.2	
KTX30L-BS	30	6 9/16	5	6 7/8	166	126	175	10	22	1.53	3.0	

☆ & ✓ The height includes 10mm spacer.

KT= YT or GT or CT ★ FACTORY ACTIVATED AVAILABLE

YB - CX SERIES

12 VOLT Battery Specifications

BATTERY TYPE	CAPACITY AH (10H-R)	MAXIMUM DIMENSION						WEIGHT WITHOUT ACID		ACID VOLUME (liter)	REGULAR CHARGE CURRENT (AMP)	ASSEMBLY FIGURE (AS PER COVER POLARITY)
		Inch ±1/16 in			Millimeter ±2mm			Kg	Lbs			
		L	W	H	L	W	H					
YB16-B-CX	19	6 15/16	4	6 1/8	175	100	155	5	11	1.2	1.9	
YB16HL-A-CX	19	6 15/16	4	6 1/8	175	100	155	5	11	1.2	1.9	
Y50-N18L-A-CX	20	8 1/8	3 9/16	6 3/8	205	90	162	5.3	11.7	1.4	2.0	

YB SERIES

12 VOLT Battery Specifications

BATTERY TYPE	CAPACITY AH (10H-R)	MAXIMUM DIMENSION						WEIGHT WITHOUT ACID		ACID VOLUME (liter)	REGULAR CHARGE CURRENT (AMP)	ASSEMBLY FIGURE (AS PER COVER POLARITY)
		Inch ±1/16 in			Millimeter ±2mm			Kg	Lbs			
		L	W	H	L	W	H					
YB2.5L-C	2.5	3 3/16	2 3/4	4 1/8	80	70	105	0.8	1.7	0.24	0.3	
YB2.5L-C-1	2.5	3 3/16	2 3/4	4 1/8	80	70	105	0.8	1.7	0.24	0.3	
YB2.5L-C-2	2.5	3 3/16	2 3/4	4 1/8	80	70	105	0.8	1.7	0.24	0.3	
YB3L-A	3	3 7/8	2 1/4	4 3/8	98	56	110	1.1	2.5	0.24	0.3	
YB3L-B	3	3 7/8	2 1/4	4 3/8	98	56	110	1.1	2.5	0.24	0.3	
YB4L-A	4	4 3/4	2 3/4	3 5/8	120	70	92	1.2	2.6	0.3	0.4	
YB4L-B	4	4 3/4	2 3/4	3 5/8	120	70	92	1.2	2.6	0.3	0.4	
YB5L-B	5	4 3/4	2 3/8	5 1/8	120	60	130	1.5	3.3	0.4	0.5	
YB6L-B	6	5 3/8	2 13/16	3 3/4	137	71	96	1.6	3.5	0.5	0.6	
YB6.5L-B(CB7L-B)	6.5	5 3/8	2 13/16	4 3/8	137	71	110	1.8	4	0.5	0.7	
YB7-A	8	5 5/16	3	5 1/4	135	75	133	2.2	4.9	0.6	0.8	
YB7A-A	8	5 5/16	3	5 7/8	135	75	148	2.3	5	0.6	0.8	
YB7L-A	8	5 5/16	3	5 1/4	135	75	133	2.2	4.9	0.6	0.8	
YB7L-B	8	5 5/16	3	5 1/4	135	75	133	2.2	4.9	0.6	0.8	






















YB SERIES

12 VOLT Battery Specifications

BATTERY TYPE	CAPACITY AH (10H-R)	MAXIMUM DIMENSION						WEIGHT WITHOUT ACID		ACID VOLUME (liter)	REGULAR CHARGE CURRENT (AMP)	ASSEMBLY FIGURE (AS PER COVER POLARITY)
		Inch $\pm 1/16$ in			Millimeter ± 2 mm			Kg	Lbs			
		L	W	H	L	W	H					
YB7B-B	7	6	2 3/8	5 1/8	150	60	130	1.8	4	0.5	0.7	
YB7BL-A (12N7A-3A)	7	6	2 3/8	5 1/8	150	60	130	1.9	4.2	0.5	0.7	
YB7C-A	8	5 1/8	3 9/16	4 1/2	130	90	114	2	4.4	0.6	0.8	
YB9A-A	9	5 5/16	3	6 1/8	137	75	155	2.6	5.7	0.6	0.9	
YB9-B	9	5 5/16	3	5 1/2	135	75	139	2.5	5.5	0.6	0.9	
YB9L-B	9	5 5/16	3	5 1/2	135	75	139	2.5	5.5	0.6	0.9	
YB9L-A2	9	5 5/16	3	5 1/2	135	75	139	2.5	5.5	0.6	0.9	
YB10A-A2	11	5 5/16	3 9/16	6 1/8	135	90	155	3.1	6.8	0.8	1.1	
YB10L-A2	11	5 5/16	3 9/16	5 3/4	135	90	145	3.1	6.8	0.8	1.1	
YB10L-B	11	5 5/16	3 9/16	5 3/4	135	90	145	3.1	6.8	0.8	1.1	
YB10L-B2	11	5 5/16	3 9/16	5 3/4	135	90	145	3.1	6.8	0.8	1.1	
YB12A-A	12	5 5/16	3 3/16	6 5/16	134	80	160	3.2	7.1	0.8	1.2	
SYB12A-A	12	5 5/16	3 3/16	6 5/16	134	80	160	3.2	7.1	0.8	1.2	
YB12A-B	12	5 5/16	3 3/16	6 5/16	134	80	160	3.2	7.1	0.8	1.2	
YB12AL-A	12	5 5/16	3 3/16	6 5/16	134	80	160	3.2	7.1	0.8	1.2	
YB12AL-A2	12	5 5/16	3 3/16	6 5/16	134	80	160	3.2	7.1	0.8	1.2	
YB12B-B2	12	6 5/16	3 9/16	5 1/8	160	90	130	3.2	7.1	0.8	1.2	
YB12C-A	12	5 5/16	3 3/16	6 7/8	134	80	175	3.2	7.1	0.8	1.2	
YB14-A2	14	5 5/16	3 1/2	6 9/16	134	89	166	3.6	7.9	0.9	1.4	
YB14-B2	14	5 5/16	3 1/2	6 9/16	134	89	166	3.6	7.9	0.9	1.4	
YB14A-A1	14	5 5/16	3 1/2	6 15/16	134	89	176	3.7	8.2	0.9	1.4	
YB14A-A2	14	5 5/16	3 1/2	6 15/16	134	89	176	3.7	8.2	0.9	1.4	
YB14L-A1	14	5 5/16	3 1/2	6 9/16	134	89	166	3.6	7.9	0.9	1.4	
YB14L-A2	14	5 5/16	3 1/2	6 9/16	134	89	166	3.6	7.9	0.9	1.4	
YB14L-B2	14	5 5/16	3 1/2	6 9/16	134	89	166	3.6	7.9	0.9	1.4	
SYB14L-A2	14	5 5/16	3 1/2	6 9/16	134	89	166	3.6	7.9	0.9	1.4	
SYB14L-B2	14	5 5/16	3 1/2	6 9/16	134	89	166	3.6	7.9	0.9	1.4	
YB16-B	19	6 7/8	4	6 1/8	175	100	155	5	11	1.2	1.9	
YB16L-B	19	6 7/8	4	6 1/8	175	100	155	5	11	1.2	1.9	
YB16AL-A2	16	8 1/8	2 13/16	6 7/16	207	71	164	4.3	9.5	1.1	1.6	
YB16B-A	16	6 5/16	3 9/16	6 3/8	160	90	161	4.2	9.3	1.0	1.6	
YB16B-A1	16	6 5/16	3 9/16	6 3/8	160	90	161	4.2	9.3	1.0	1.6	
YB16C-B	19	6 7/8	4	6 7/8	175	100	175	5	11	1.2	1.9	
YB16CL-B	19	6 7/8	4	6 7/8	175	100	175	5	11	1.2	1.9	
SYB16L-B	19	6 7/8	4	6 1/8	175	100	155	5	11	1.2	1.9	
HYB16A-A	16	6	3 5/8	7 1/16	151	91	180	4	8.8	1.1	1.6	
YB18-A	18	7 1/8	3 9/16	6 3/8	180	90	162	4.5	9.9	1.2	1.8	

YB SERIES

12 VOLT Battery Specifications

BATTERY TYPE	CAPACITY AH (10H-R)	MAXIMUM DIMENSION						WEIGHT WITHOUT ACID		ACID VOLUME (liter)	REGULAR CHARGE CURRENT (AMP)	ASSEMBLY FIGURE (AS PER COVER POLARITY)
		Inch $\pm 1/16$ in			Millimeter ± 2 mm			Kg	Lbs			
		L	W	H	L	W	H					
YB18L-A	18	7 1/8	3 9/16	6 3/8	180	90	162	4.5	9.9	1.2	1.8	
Y50-N18A-A	20	8 1/8	3 9/16	6 15/16	205	90	176	5.4	11.9	1.4	2.0	
Y50-N18L-A	20	8 1/8	3 9/16	6 3/8	205	90	162	5.3	11.7	1.4	2.0	
Y50-N18L-A2	20	8 1/8	3 9/16	6 3/8	205	90	162	5.3	11.7	1.4	2.0	
Y50-N18L-A3	20	8 1/8	3 9/16	6 3/8	205	90	162	5.3	11.7	1.4	2.0	
SY50-N18L-A	20	8 1/8	3 9/16	6 3/8	205	90	162	5.3	11.7	1.4	2.0	
SY50-N18L-A2	20	8 1/8	3 9/16	6 3/8	205	90	162	5.3	11.7	1.4	2.0	
SY50-N18L-AT	20	8 1/8	3 9/16	6 3/8	205	90	162	5.3	11.7	1.4	2.0	
Y60-N24-A	28	7 1/4	4 7/8	6 7/8	184	124	175	6.1	13.4	1.7	2.8	
Y60-N24L-A	28	7 1/4	4 7/8	6 7/8	184	124	175	6.1	13.4	1.7	2.8	
Y60N24L-A2	28	7 1/4	4 7/8	6 7/8	184	124	175	6.1	13.4	1.7	2.8	
Y60N24AL-B	28	7 1/4	4 7/8	6 7/8	184	124	175	6.1	13.4	1.7	2.8	
Y60N28L-A (52816)	28	7 3/8	5 1/8	6 11/16	186	130	171	6.7	14.8	1.7	2.8	
Y60N30L-A (53030)	30	7 3/8	5 1/8	6 11/16	186	130	171	6.7	14.8	1.7	3.0	
Y60N30L-B	30	7 3/8	5 1/8	6 11/16	186	130	171	6.7	14.8	1.7	3.0	
YB30L-B	30	6 5/8	5 3/16	6 15/16	168	132	176	6.8	15	1.7	3.0	
YB30CL-B	30	6 5/8	5 3/16	7 9/16	168	132	192.2	6.8	15	1.7	3.0	
51814(12C16A-3B)	19	7 7/16	3 1/4	6 7/8	186	82	171	4.1	9	1.0	1.9	
51913	19	7 7/16	3 1/4	6 7/8	186	82	171	4.1	9	1.0	1.9	
H-12	28	8 1/8	5 1/4	6 1/2	206	133	165	7	15.4	2.2	2.8	
53211	32	9 1/6	5 1/6	6 4/9	233	131	164	8.0	17.6	2.2	3.2	

© @20Hr.rate



CONVENTIONAL

12 VOLT Battery Specifications

BATTERY TYPE	CAPACITY AH (10H-R)	MAXIMUM DIMENSION						WEIGHT WITHOUT ACID		ACID VOLUME (liter)	REGULAR CHARGE CURRENT (AMP)	ASSEMBLY FIGURE (AS PER COVER POLARITY)
		Inch $\pm 1/16$ in			Millimeter ± 2 mm			Kg	Lbs			
		L	W	H	L	W	H					
12N5-3B	5	4 3/4	2 3/8	5 1/8	120	60	130	1.4	3.1	0.4	0.5	
12N5-4B	5	4 3/4	2 3/8	5 1/8	120	60	130	1.4	3.1	0.4	0.5	
12N5.5-3	5.5	5 5/16	2 3/8	5 1/8	135	60	130	1.6	3.5	0.4	0.55	
12N5.5-3B	5.5	5 5/16	2 3/8	5 1/8	135	60	130	1.6	3.5	0.4	0.55	
12N5.5-4	5.5	5 5/16	2 3/8	5 1/8	135	60	130	1.6	3.5	0.4	0.55	
12N5.5-4A	5.5	5 5/16	2 3/8	5 1/8	135	60	130	1.6	3.5	0.4	0.55	
12N5.5-4A-1	5.5	5 5/16	2 3/8	5 1/8	135	60	130	1.6	3.5	0.4	0.55	
12N5.5-4B	5.5	5 5/16	2 3/8	5 1/8	135	60	130	1.6	3.5	0.4	0.55	
12N5.5A-3B	5.5	4 1/16	3 9/16	4 1/2	103	90	114	1.6	3.5	0.5	0.55	
12N7-3B	7	5 5/16	3	5 1/4	135	75	133	2	4.4	0.5	0.7	
12N7-3B-1	7	5 5/16	3	5 1/4	135	75	133	2	4.4	0.5	0.7	
12N7-3B2	7	5 5/16	3	5 1/4	135	75	133	2	4.4	0.5	0.7	
12N7-4A	7	5 5/16	3	5 1/4	135	75	133	2	4.4	0.5	0.7	
12N7-4B	7	5 5/16	3	5 1/4	135	75	133	2	4.4	0.5	0.7	
12N7B-3A	7	5 15/16	2 3/8	5 3/16	150	60	130	1.9	4.2	0.5	0.7	
12N7B-4A	7	5 15/16	2 3/8	5 3/16	150	60	130	1.9	4.2	0.5	0.7	
12N7C-3D	8	5 1/8	3 9/16	4 1/2	130	90	114	2	4.4	0.6	0.8	
12N7CZ-3D	8	5 1/8	3 9/16	4 1/2	130	90	114	2	4.4	0.6	0.8	
12N7D-3B	7	5 5/16	3	5 15/16	135	75	150	2	4.4	0.6	0.7	
12N9-3A	9	5 5/16	3	5 1/2	135	75	139	2.3	5.1	0.6	0.9	
12N9-3A-1	9	5 5/16	3	5 1/2	135	75	139	2.3	5.1	0.6	0.9	
12N9-3B	9	5 5/16	3	5 1/2	135	75	139	2.3	5.1	0.6	0.9	
12N9-4B	9	5 5/16	3	5 1/2	135	75	139	2.3	5.1	0.6	0.9	
12N9-4B-1	9	5 5/16	3	5 1/2	135	75	139	2.3	5.1	0.6	0.9	
12N10-3A	10	5 5/16	3 9/16	5 3/4	135	90	145	2.7	6	0.8	1.0	
12N10-3A-1	10	5 5/16	3 9/16	5 3/4	135	90	145	2.7	6	0.8	1.0	
12N10-3A-2	10	5 5/16	3 9/16	5 3/4	135	90	145	2.7	6	0.8	1.0	
12N10-3B	10	5 5/16	3 9/16	5 3/4	135	90	145	2.7	6	0.8	1.0	
12N10-3B-1	10	5 5/16	3 9/16	5 3/4	135	90	145	2.7	6	0.8	1.0	
12N11-3A	11	5 5/16	3 9/16	6 1/8	135	90	155	2.8	6.2	0.8	1.1	
12N11-3A-1	11	5 5/16	3 9/16	6 1/8	135	90	155	2.8	6.2	0.8	1.1	
12N11-3B	11	5 5/16	3 9/16	6 1/8	135	90	155	2.8	6.2	0.8	1.1	
12N12-3A	12	7 7/8	3	5 1/4	200	75	133	3	6.6	0.8	1.2	
12N12-3B	12	7 7/8	3	5 1/4	200	75	133	3	6.6	0.8	1.2	

CONVENTIONAL

12 VOLT Battery Specifications

BATTERY TYPE	CAPACITY AH (10H-R)	MAXIMUM DIMENSION						WEIGHT WITHOUT ACID		ACID VOLUME (liter)	REGULAR CHARGE CURRENT (AMP)	ASSEMBLY FIGURE (AS PER COVER POLARITY)
		Inch ±1/16 in			Millimeter ±2mm			Kg	Lbs			
		L	W	H	L	W	H					
12N12A-4A-1	12	5 5/16	3 3/16	6 5/16	134	80	160	2.8	6.2	0.7	1.2	
12N14-3A	14	5 5/16	3 1/2	6 9/16	134	89	166	3.3	7.3	0.8	1.4	
12N14-3B	14	5 5/16	3 1/2	6 9/16	134	89	166	3.3	7.3	0.8	1.4	
12N16-3A	16	6 7/8	4	6 1/8	175	100	155	4.3	9.5	1.2	1.6	
12N16-3B	16	6 7/8	4	6 1/8	175	100	155	4.3	9.5	1.2	1.6	
12N16-4B	16	6 7/8	4	6 1/8	175	100	155	4.3	9.5	1.2	1.6	
12C16A-3B (12V16AH)	19 ☉	7 7/16	3 1/4	6 7/8	186	82	171	4.3	9.5	1.0	1.9	
12N18-3	18	8 1/8	3 9/16	6 7/16	205	90	162	4.8	10.6	1.2	1.8	
12N18-3A	18	8 1/8	3 9/16	6 7/16	205	90	162	4.8	10.6	1.2	1.8	
12N18-3B	18	8 1/8	3 9/16	6 7/16	205	90	162	4.8	10.6	1.2	1.8	
12N24-3	24	7 1/4	4 7/8	6 7/8	184	124	175	5.6	12.3	1.2	2.4	
12N24-3A	24	7 1/4	4 7/8	6 7/8	184	124	175	5.6	12.3	1.2	2.4	
12N24-4	24	7 1/4	4 7/8	6 7/8	184	124	175	5.6	12.3	1.2	2.4	
12N24-4A	24	7 1/4	4 7/8	6 7/8	184	124	175	5.6	12.3	1.2	2.4	

CONVENTIONAL

6 VOLT Battery Specifications

BATTERY TYPE	CAPACITY AH (10H-R)	MAXIMUM DIMENSION						WEIGHT WITHOUT ACID		ACID VOLUME (liter)	REGULAR CHARGE CURRENT (AMP)	ASSEMBLY FIGURE (AS PER COVER POLARITY)
		Inch ±1/16 in			Millimeter ±2mm			Kg	Lbs			
		L	W	H	L	W	H					
6N2-2A	2	2 3/4	1 7/8	3 3/4	70	47	96	0.4	0.9	0.1	0.2	
6N2-2A-1	2	2 3/4	1 7/8	3 3/4	70	47	96	0.4	0.9	0.1	0.2	
6N2-2A-2	2	2 3/4	1 7/8	3 3/4	70	47	96	0.4	0.9	0.1	0.2	
6N2-2A-3	2	2 3/4	1 7/8	3 3/4	70	47	96	0.4	0.9	0.1	0.2	
6N2-2A-4	2	2 3/4	1 7/8	3 3/4	70	47	96	0.4	0.9	0.1	0.2	
6N2-2A-5	2	2 3/4	1 7/8	3 3/4	70	47	96	0.4	0.9	0.1	0.2	
6N2-2A-6	2	2 3/4	1 7/8	3 3/4	70	47	96	0.4	0.9	0.1	0.2	
6N2-2A-7	2	2 3/4	1 7/8	3 3/4	70	47	96	0.4	0.9	0.1	0.2	
6N2-2A-8	2	2 3/4	1 7/8	3 3/4	70	47	96	0.4	0.9	0.1	0.2	
6N2-2D	2	2 3/4	1 7/8	4 1/8	70	47	104	0.4	0.9	0.1	0.2	
6N2A-2C	2	2 3/4	1 7/8	4 3/16	70	47	106	0.4	0.9	0.1	0.2	
6N2A-2C-1	2	2 3/4	1 7/8	4 3/16	70	47	106	0.4	0.9	0.1	0.2	
6N2A-2C-2	2	2 3/4	1 7/8	4 3/16	70	47	106	0.4	0.9	0.1	0.2	
6N2A-2C-3	2	2 3/4	1 7/8	4 3/16	70	47	106	0.4	0.9	0.1	0.2	
6N4-2A	4	2 13/16	2 13/16	3 3/4	71	71	96	0.6	1.3	0.2	0.4	
6N4-2A-2	4	2 13/16	2 13/16	3 3/4	71	71	96	0.6	1.3	0.2	0.4	
6N4-2A-3	4	2 13/16	2 13/16	3 3/4	71	71	96	0.6	1.3	0.2	0.4	
6N4-2A-4	4	2 13/16	2 13/16	3 3/4	71	71	96	0.6	1.3	0.2	0.4	
6N4-2A-5	4	2 13/16	2 13/16	3 3/4	71	71	96	0.6	1.3	0.2	0.4	

CONVENTIONAL

6 VOLT Battery Specifications

BATTERY TYPE	CAPACITY AH (10H-R)	MAXIMUM DIMENSION						WEIGHT WITHOUT ACID		ACID VOLUME (liter)	REGULAR CHARGE CURRENT (AMP)	ASSEMBLY FIGURE (AS PER COVER POLARITY)
		Inch ±1/16 in			Millimeter ±2mm			Kg	Lbs			
		L	W	H	L	W	H					
6N4-2A-6	4	2 13/16	2 13/16	3 3/4	71	71	96	0.6	1.3	0.2	0.4	
6N4-2A-7	4	2 13/16	2 13/16	3 3/4	71	71	96	0.6	1.3	0.2	0.4	
6N4-2A-8	4	2 13/16	2 13/16	3 3/4	71	71	96	0.6	1.3	0.2	0.4	
6N4A-4D	4	2 7/16	2 5/16	5 3/16	61	57	131	0.6	1.3	0.2	0.4	
6N4A-4D-1	4	2 7/16	2 5/16	5 3/16	61	57	131	0.6	1.3	0.2	0.4	
6N4B-2A	4	4	1 7/8	3 3/4	102	48	96	0.6	1.3	0.2	0.4	
6N4B-2A-1	4	4	1 7/8	3 3/4	102	48	96	0.6	1.3	0.2	0.4	
6N4B-2A-2	4	4	1 7/8	3 3/4	102	48	96	0.6	1.3	0.2	0.4	
6N4B-2A-3	4	4	1 7/8	3 3/4	102	48	96	0.6	1.3	0.2	0.4	
6N4B-2A-4	4	4	1 7/8	3 3/4	102	48	96	0.6	1.3	0.2	0.4	
6N4B-2A-5	4	4	1 7/8	3 3/4	102	48	96	0.6	1.3	0.2	0.4	
6N4C-1B	4	2 13/16	2 13/16	4 1/8	71	71	105	0.6	1.3	0.2	0.4	
6N5.5-1D	5.5	3 9/16	2 3/4	3 15/16	90	70	100	0.7	1.5	0.3	0.6	
6N5.5-1D-1	5.5	3 9/16	2 3/4	3 15/16	90	70	100	0.7	1.5	0.3	0.6	
6N5.5-3D	5.5	3 9/16	2 3/4	3 15/16	90	70	100	0.7	1.5	0.3	0.6	
6N6-1B	6	3 7/8	2 1/4	4 3/8	99	57	111	0.8	1.8	0.3	0.6	
6N6-1B-1	6	3 7/8	2 1/4	4 3/8	99	57	111	0.8	1.8	0.3	0.6	
6N6-3B	6	3 7/8	2 1/4	4 3/8	99	57	111	0.8	1.8	0.3	0.6	
6N6-3B-1	6	3 7/8	2 1/4	4 3/8	99	57	111	0.8	1.8	0.3	0.6	
6N6-1C	6	3 7/8	2 1/4	4 3/8	99	57	111	0.8	1.8	0.3	0.6	
6N6-1D	6	3 7/8	2 1/4	4 3/8	99	57	111	0.8	1.8	0.3	0.6	
6N6-1D-2	6	3 7/8	2 1/4	4 3/8	99	57	111	0.8	1.8	0.3	0.6	
B39-6(6N7-1)	7	4 15/16	1 7/8	4 15/16	126	48	126	1.2	2.6	0.3	0.7	
B49-6	8	3 9/16	3 1/4	6 5/16	90	83	160	1.3	2.9	0.5	0.8	
6N11-2D	11	5 7/8	2 3/4	3 15/16	150	70	100	1.4	3.1	0.4	1.1	
6N11A-1B	11	4 13/16	2 7/16	5 3/16	122	62	132	1.5	3.3	0.4	1.1	
6N11A-3	11	4 13/16	2 7/16	5 3/16	122	62	132	1.5	3.3	0.4	1.1	
6N11A-4	11	4 13/16	2 7/16	5 3/16	122	62	132	1.5	3.3	0.4	1.1	
6N11A-3A	11	4 13/16	2 7/16	5 3/16	122	62	132	1.5	3.3	0.4	1.1	
6N11A-4A	11	4 13/16	2 7/16	5 3/16	122	62	132	1.5	3.3	0.4	1.1	
B38-6A	14	4 3/4	3 1/4	6 5/16	119	83	161	1.9	4.2	0.7	1.4	
6N12A-2C (B54-6)	12	6 1/8	2 1/4	4 9/16	156	57	116	1.6	3.5	0.5	1.2	
6N12A-2D (B54-6A)	12	6 1/8	2 1/4	4 9/16	156	57	116	1.6	3.5	0.5	1.2	
6YB 8L-B (6YB8-3B)	8	4 3/4	2 3/4	3 3/4	120	70	95	1.2	2.6	0.3	0.8	
6YB11-2D	11	5 7/8	2 13/16	3 15/16	150	70	100	1.4	3.1	0.4	1.1	
H-2	24	4 1/2	2 1/4	2 3/8	114	98	214	3.4	7.5	1.2	2.4	



MOTORCYCLE / SCOOTER APPLICATION

ISO-9001 / 14001



cc	Model	Year	High Performance Maintenance Free	Maintenance Free	YB Series	Conventional	cc	Model	Year	High Performance Maintenance Free	Maintenance Free	YB Series	Conventional
BMW							DUCATI						
500	R50/S	70 ~ '73	KTZ19S	-	51814	-	1199	1199 Panigale	11 ~ '13	-	KT7B-BS	-	-
	R50/S Twin Cylinders	55 ~ '69	-	-	-	B38-6A	1198	1198 MY08, SP, R Divael	09 ~ '11 ~ '13	-	KT12B-BS	-	-
450	G450	09 ~ '11	KTZ7S	-	-	-	1200	Multistrada	10 ~ '13	-	KT12B-BS	-	-
260	R26, R27 Single Cylinder R26	55 ~ '69	-	-	-	6N11A-1B B39-6	1100	Monster 1100 Multistrada	09 ~ '13 07 ~ '09	-	KT12B-4	-	-
BMW - SCOTTER													
650	C650 GT	11 ~ '14	YTX14H-BS	YTX14-BS	-	-	1098	1098	07 ~ '09	YTX14H-BS	YTX14-BS	-	-
600	C600	13 ~ '14	YTX14H-BS	YTX14-BS	-	-	1000	Desmosedici RR	08 ~ '09	-	KT12B-BS	-	-
	C600	11 ~ '12	KTZ14S	-	-	-		GT1000, Touring, Sport 1100S	~ '09	-	KT12B-BS	-	-
BSA													
	250,350,400,441,500 (12V)		-	-	YB7-A	12N7-4A	996	996, S, SPS	99 ~ '00	-	-	YB16AL-A2	-
	600,650,750 (12V)		-	-	YB7-A	12N7-4A	994	Suport Touring 2 (ST2)	97 ~ '00	-	-	YB16AL-A2	-
	250,350,650 (6V)		-	-	-	B39-6	916	916 Biposto, Senna, Strada	94 ~ '98	-	-	YB16AL-A2	-
	500 Gold Star		-	-	-	B38-6A		I.E., SP, SPS	94 ~ '98	-	-	YB16AL-A2	-
	Rocket 750, Thunderbolt		-	-	YB9L-B	12N9-3B		ST4	99 ~ '00	-	-	YB16AL-A2	-
	Spitfire HK35, Starfire B25		-	-	YB9L-B	12N9-3B	907	I.E. Paso	90 ~ '94	KTX16-BS	YTX20-BS	YB16-B	-
BUELL													
1200	X1 Lightning	99 ~ '02	YTX20HL-BS	YTX20L-BS	-	-	906	Paso	90 ~ '92	KTX16-BS	YTX20-BS	YB16-B	-
	S1 Lightning	96 ~ '99	YTX14H-BS	YTX14-BS	-	-	900	Monster	94 ~ '00	-	-	YB16AL-A2	-
	S3, S3T Thunderbolt	97 ~ '02	YTX20HL-BS	YTX20L-BS	-	-		SS Kick-Starter	~ '81	-	-	YB12A-A	-
	M2 Cyclone	97 ~ '02	YTX20HL-BS	YTX20L-BS	-	-		SS Replica	~ '81	-	-	YB12A-A	-
	S2, S2T Thunderbolt	94 ~ '96	KTX16-BS	YTX20-BS	YB16-B-CX	-		SS Supersport, Replica	~ '82	KTX14AHL-BS	-	YB14L-A2	-
	RR1200	88 ~ '90	KTX16-BS	YTX20-BS	YB16-B-CX	-		SS	89 ~ '00	-	not available	-	-
	RS1200	89 ~ '93	KTX16-BS	YTX20-BS	YB16-B-CX	-		SL	92 ~ '96	-	-	YB16AL-A2	-
	RSS1200	91 ~ '93	KTX16-BS	YTX20-BS	YB16-B-CX	-		Supersport FE	97 ~ '98	-	-	YB16AL-A2	-
	XB12R Firebolt	04 ~ '10	YTX14H-BS	YTX14-BS	-	-	888	SP, SP II, SP IV, SP V	90 ~ '95	-	-	YB16AL-A2	-
	XB12Ss, Sq, Lightning	04 ~ '10	YTX14H-BS	YTX14-BS	-	-	860	GT, GTS		KIX30L-BS	-	53030	-
	XB12X, XT Ulysses	06 ~ '10	YTX14H-BS	YTX14-BS	-	-		Kick-Start		-	-	YB12A-A	-
1125	1125R, 1125CR	08 ~ '10	-	YTX14L-BS	-	-	851	851 Superbike	90 ~ '91	-	-	YB16AL-A2	-
	Buell Racing 1125RR	09	KTZ7S	-	-	-		S Superbike	91 ~ '92	-	-	YB16AL-A2	-
1000	RR1000	87	KTX16-BS	YTX20-BS	YB16-B-CX	-	848	848, Corse SE	08 ~ '13	-	KT12B-BS	-	-
984	XB9R Firebolt, XB9SX Lightning	02 ~ '10	YTX14H-BS	YTX14-BS	-	-		Street Fighter	~ '13	-	KT12B-4	-	-
500	Blast	00 ~ '09	YTX14H-BS	YTX14-BS	-	-	796	Hypernotard	10 ~ '13	-	KT12B-BS	-	-
CAGIVA													
900	Elefant E900		-	-	YB16B-A1	-		Monster 796	~ '13	-	KT12B-4	-	-
750	Elefant	94 ~ '97	KTX16-BS	YTX20-BS	YB16-B	-	750	F1, Momtijuich, Paso	87 ~ '90	KTX14AHL-BS	-	YB14L-A2	-
	Elefant Bifaro	89	KTX14AHL-BS	-	YB14L-A2	-		GT, Luguna Seca		KIX30L-BS	-	53030	-
500	T4 E Elefant	88 ~	KTX14AHL-BS	-	YB14L-A2	-		Indiana		KTX14AHL-BS	-	YB14L-A2	-
350	Elefant 2 Cyl	86 ~	KTX14AHL-BS	-	YB14L-A2	-		Monster	97 ~ '00	-	not available	-	-
	T4 E Elefant W12	87 ~	KTX14AHL-BS	-	YB14L-A2	-		Sport	89 ~ '90	-	-	YB16AL-A2	-
	T4R	87 ~	-	-	YB3L-A	-		SS Supersport, Kick-Str		-	-	YB12A-A	-
125	Crouser	87 ~ '88	-	-	YB9-B	-		SS	90 ~ '00	-	-	YB16AL-A2	-
	Freccia C9, C10R, C12R	87 ~ '90	-	-	YB9-B	-	748	748 Strada Biposto, SP, SPS	97 ~ '00	-	-	YB16AL-A2	-
	Mito	90 ~ '97	-	-	YB9-B	-	696	Monster 696	08 ~ '13	-	KT12B-4	-	-
	N 90	97 ~	-	-	YB9-B	-	650	Alazzurra, Indiana, Pantah		KTX14AHL-BS	-	YB14L-A2	-
	Roadster	94 ~ '97	-	-	YB9-B	-	600	Pantah		KTX14AHL-BS	-	YB14L-A2	-
	Supercity	91 ~ '97	-	-	YB9-B	-		TL		KTX14AHL-BS	-	YB14L-A2	-
50	City, Lucky, Explorer	94 ~ '97	KTZ5S	YTX4L-BS	-	-	500	GTL, GTV		KTX24HL-BS	-	Y50N18L-A	-
	K3, W4	~ '98	KTZ5S	-	YB4L-B	-		Pantah		KTX14AHL-BS	-	-	-
								Sport		KTX24HL-BS	-	Y50N18L-A	-
CAN-AM							EXCELSIOR - HENDERSON						
990	Spyder	08 ~ '11	KTX24HL	-	-	-	1386	Super X	99 ~ '00	YTX20HL-BS	YTX20L-BS	-	-
CANNONDALE							E - TON - SCOOTER						
440	C440, E440, S440, X440, X440S	02 ~ '03	KTZ7S	-	-	-	50	Beamer 50, Beamer III	00 ~ '12	KTZ7S	YTX5L-BS	-	-
	EX400, MX400, XC400	00 ~ '01	KTZ7S	YTX5L-BS	-	-		Matrix 50	~ '12	KTZ7S	YTX5L-BS	-	-
CCM													
600	All Electric Start Models	96 ~ '01	-	YTX9-BS	-	-		Sport 50	~ '12	-	YTX7A-BS	-	-
DERBI													
	All Models		-	-	YB4L-B	-	150	Sport 150	~ '12	-	YTX7A-BS	-	-
								Matrix R4-150	~ '12	-	YTX9-BS	-	-
								Beamer R4-150	~ '12	-	YTX9-BS	-	-



cc	Model	Year	High Performance Maintenance Free	Maintenance Free	YB Series	Conventional	cc	Model	Year	High Performance Maintenance Free	Maintenance Free	YB Series	Conventional
GAS GAS							GILERA						
450	FSR450	~ '08	KTZ7S	-	-	-	50	Eaglet	95 ~ '97	-	-	YB4L-B	-
370	Pampera	~ '97	KTZ5S	YTX4L-BS	-	-		GSA E-Starter		-	-	YB4L-B	-
320	Pampera	98 ~ '01	KTZ5S	YTX4L-BS	-	-		Runner	~ '97	-	-	YB4L-B	-
250	Pampera	96 ~ '01	KTZ5S	YTX4L-BS	-	-		Sioux E-Starter		-	-	YB4L-B	-
								Stalker, Storm, Top Rally		-	-	YB4L-B	-
								Typhoon	~'97	-	-	YB4L-B	-
GILERA							HARLEY-DAVIDSON						
600	Nordwest	93	KTX14AHL-BS	-	-	-	1803	CVO FLH (Touring)	07 ~ '15	KIX30L-BS	-	-	-
	RC 600C	93	KTX14AHL-BS	-	-	-		CVO FXD (Dyna)	07 ~ '15	YTX20HL-BS	YTX20L-BS	-	-
	Top Rally, XRT		KTX14AHL-BS	-	-	-		CVO FLST (Softail)	07 ~ '15	YTX20HL-BS	YTX20L-BS	-	-
500	Dakota Kick-Start		-	-	-	12N5.5-3B	1690	FLH,FLT (Touring)	11 ~ '15	KIX30L-BS	-	-	-
	Dakota E-Starter		-	-	YB10L-A2	-		FXD (Dyna)	12 ~ '15	YTX20HL-BS	YTX20L-BS	-	-
350	Dakota Kick-Start		-	-	-	12N5.5-3B		FLS (Softail)	12 ~ '15	YTX20HL-BS	YTX20L-BS	-	-
	Dakota E-Starter		-	-	YB10L-A2	-	1584	FXD SERIES (Dyna)	07 ~ '11	YTX20HL-BS	YTX20L-BS	-	-
	ER Kick-Start		-	-	-	12N5.5-3B		FXST, FLST Series (Softail)	07 ~ '11	YTX20HL-BS	YTX20L-BS	-	-
	ER E-Starter		-	-	YB10L-A2	-		FL, FLH Series (Touring)	07 ~ '10	KIX30L-BS	-	-	-
	XRT		KTX14AHL-BS	-	-	-	1450	FXD Series (Dyna)	99 ~ '06	YTX20HL-BS	YTX20L-BS	-	-
250	Arizona Rally		-	-	YB10L-B	-		FXST, FLST Series (Softail)	00 ~ '06	YTX20HL-BS	YTX20L-BS	-	-
	V NGR Kick-Start		-	-	-	12N5.5-3B		FL, FLH Series (Touring)	00 ~ '06	KIX30L-BS	-	-	-
	RV NGR E-Starter		-	-	YB10L-B	-	1340	FXD/FXST Series (Dyna)	97 ~ '99	YTX20HL-BS	YTX20L-BS	-	-
200	Arizona		-	-	-	12N5.5-3B		FXD/FXST Series (Dyna)	91 ~ '96	KTX16L-BS	YTX20L-BS	YB16L-A-CX	-
	Arizona		-	-	YB9-B	-		FX/FXR Series	79 ~ '94	KTX16-BS	YTX20-BS	YB16-B-CX	YB16-B
	Fast Bike		-	-	-	12N5.5-3B		FXR Series	99 ~ '00	KTX16-BS	YTX20-BS	YB16-B-CX	YB16-B
	Fast Bike		-	-	YB9-B	-		FLST Series (Softail)	97 ~ '99	KTX16L-BS	YTX20L-BS	-	-
	RTX, RV, RX Kick-Start		-	-	-	12N5.5-3B		FLST Series (Softail)	91 ~ '96	KTX16L-BS	YTX20L-BS	YB16L-A-CX	-
	RTX, RV, RX E-Starter		-	-	YB9-B	-		FXST/FLST Series (Softail)	84 ~ '90	KTX16-BS	YTX20-BS	YB16-B-CX	YB16-B
	T4		-	-	-	12N5.5-3B		FL, FLH Series (Touring)	80 ~ '96	KTX24HL-BS	-	Y50N18L-A-CX	-
	Motocarro		-	-	-	B38-6A	1250	VRSC V-Rod	08 ~ '13	YTX20HL-BS	YTX20L-BS	-	-
125	Apache Kick-Start		-	-	-	12N5.5-3B	1200	XL, XLH (Sportster)	04 ~ '14	-	YTX14L-BS	-	-
	Apache E-Starter		-	-	YB9-B	-		XL, XLH (Sportster)	97 ~ '03	YTX20HL-BS	YTX20L-BS	-	-
	Arizona Kick-Start		-	-	-	12N5.5-3B		XL, XLH (Sportster)	87 ~ '96	KTX16-BS	YTX20-BS	YB16-B-CX	-
	Arizona E-Starter		-	-	YB9-B	-		XR1200X	09 ~ '12	-	YTX14L-BS	-	-
	Crona Kick-Start		-	-	-	12N5.5-3B		FX Series (Electric Start)	71 ~ '78	KTX16-BS	YTX20-BS	YB16-B-CX	YB16-B
	Crona E-Starter		-	-	YB9-B	-		FX Series (Kick Start)	71 ~ '72	-	-	YB7-A	12N7-4A
	CX Kick-Start		-	-	-	12N5.5-3B		FL/FLH Series (Touring)	65 ~ '77	-	-	-	H-12
	CX E-Starter		-	-	YB9-B	-	1130	VRSC V-Rod	02 ~ '07	YTX14H-BS	YTX14-BS	-	-
	Fast Bike Kick-Start		-	-	-	12N5.5-3B	1110	XL Series (Sportster)	87 ~ '93	KTX16-BS	YTX20-BS	YB16-B-CX	YB16-B
	Fast Bike E-Starter		-	-	YB9-B	-	1000	XL Series (Sportster)	79 ~ '85	KTX16-BS	YTX20-BS	YB16-B-CX	YB16-B
	Freestyle Kick-Start		-	-	-	12N5.5-3B		XLCH Series (Sportster Kick-Start)	70 ~ '78	-	-	YB7-A	12N7-4A
	Freestyle E-Start		-	-	YB9-B	-		XLCR Cafe Racer	77 ~ '78	KTX16-BS	YTX20-BS	YB16-B-CX	YB16-B
	GFR Kick-Start		-	-	-	12N5.5-3B		XLH (Sportster Electric Start)	67 ~ '78	-	-	-	H-12
	GFR E-Starter		-	-	YB9-B	-		1000 XLX-61, SR1000	83 ~ '85	KTX16-BS	YTX20-BS	YB16-B-CX	YB16-B
	KK, KZ Kick-Start		-	-	-	12N5.5-3B	883	XL, XLH (Sportster)	04 ~ '14	-	YTX14L-BS	-	-
	KK, KZ E-Starter		-	-	YB9-B	-		XL, XLH (Sportster)	97 ~ '03	YTX20HL-BS	YTX20L-BS	-	-
	MX1, MXR Kick-Start		-	-	-	12N5.5-3B		XLH (Sportster)	86 ~ '96	KTX16-BS	YTX20-BS	YB16-B-CX	YB16-B
	MX1, MXR E-Starter		-	-	YB9-B	-	750	Street	14 ~ '15	-	YTX14L-BS	-	-
	Nebraska Kick-Start		-	-	-	12N5.5-3B	500	MT500 (Military)	All years	KTX14AHL-BS	-	YB14L-A2	-
	Nebraska E-Starter		-	-	YB9-B	-		Street	14 ~ '15	-	YTX14L-BS	-	-
	R1, R1S Kick-Start		-	-	-	12N5.5-3B	350	SS350	All years	-	-	-	6N11A-1B
	R1, R1S E1-Starter		-	-	YB9-B	-	250	SS250, SX250	75 ~ '78	-	-	YB7L-B	12N7-3B
	RC Rally		-	-	-	12N5.5-3B	175	SS175, SX175	74 ~ '78	-	-	YB7L-B	12N7-3B
	RTX, RV, RX Kick-Start		-	-	-	12N5.5-3B		SS125, SX125	74 ~ '78	-	-	YB7L-B	12N7-3B
	RTX, RV, RX E-Starter		-	-	YB9-B	-	125	SXT125	75 ~ '78	-	-	YB7L-B	12N7-3B
	SP01, SP02 Kick-Start		-	-	-	12N5.5-3B		TX125	73 ~ '78	-	-	YB7L-B	12N7-3B
	SP01, SP02 E-Starter		-	-	YB9-B	-	90	Z90	73 ~ '76	-	-	YB7L-B	12N7-3B
	TOP Rally, Kick-Start		-	-	-	12N5.5-3B							
	TOP Rally, E-Starter		-	-	YB7-A	-							
	Typhoon		-	-	-	12N5.5-3B							
	XR1, XR2 Kick-Start		-	-	-	12N5.5-3B							
	XR1, XR2 E-Starter		-	-	YB9-B	-							
50	Bullit, Easy Moving, Runner	~ '97	-	-	YB4L-B	-							



MOTORCYCLE / SCOOTER APPLICATION

ISO-9001 / 14001



cc	Model	Year	High Performance Maintenance Free	Maintenance Free	YB Series	Conventional	cc	Model	Year	High Performance Maintenance Free	Maintenance Free	YB Series	Conventional
HONDA - MOTORCYCLE							HONDA - MOTORCYCLE						
1800	GL1800 Gold Wing, F6B	09 ~ '15	-	-	-	-	750	CB750SC Nighthawk	80 ~ '84	KTX14AHL-BS	-	YB14L-A2	-
	GL1800 Gold Wing	01 ~ '08	-	YTX20L-BS	-	-		RVF750R (RC45)	94	-	YTX9-BS	-	-
	VTX1800C, F, N, R Retro, S	02 ~ '11	YTX20HL-BS	YTX20L-BS	-	-		VF750C V45 Magna	88	-	-	YB12A-A	-
	NRX1800 Valkyrie Rune	04 ~ '05	-	YTX20L-BS	-	-		VF750C V45 Magna	82 ~ '83	KTX14AH-BS	-	YB14-A2	-
1500	GL1500 Gold Wing	88 ~ '00	KTX24HL-BS	-	Y50N18L-A3	-		VF750C, C2, D Magna	94 ~ '03	-	YTX12-BS	-	-
	GL1500 Valkyrie	97 ~ '03	YTX14H-BS	YTX14-BS	-	-		VF750F V45 Interceptor	83 ~ '84	KTX14AH-BS	-	YB14-A2	-
1300	CTX1300	14	KTZ14S	-	-	-		VF750S V45 Sabre	82 ~ '83	KTX14AHL-BS	-	SYB14L-A2	-
	ST1300, A,P	03 ~ '14	KTZ14S	-	-	-		VFR750F Interceptor	86	-	-	YB12A-B	-
	VTX1300, R, S, Rerto	03 ~ '12	YTX14H-BS	YTX14-BS	-	-		VFR750F	90 ~ '97	-	YTX12-BS	-	-
	VT1300CS, CR, CT, CXA FURY	09 ~ '14	KTZ14S	-	-	-		VFR750R(RC30)	90	-	YTX9-BS	-	-
1200	GL1200 Gold Wing	84 ~ '87	KTX24HL-BS	-	Y50N18L-A-CX	Y50N18L-A		VT750C, CA, C2	04 ~ '08	KTZ12S	-	-	-
	VFR1200F	10 ~ '14	KTZ14S	-	-	-		VT750C Shadow	83	-	-	HYB16A-A	-
	VFR1200XD	13	KTZ14S	-	-	-		VT750C, CA, CD Shadow	98 ~ '03	YTX14H-BS	YTX14-BS	-	-
1100	CB1100F Super Sport	83	KTX14AHL-BS	-	YB14L-A2	-		VT750C, CA, C2 Shadow	04 ~ '09	KTZ12S	-	-	-
	CB1100	10 ~ '14	KTZ14S	-	-	-		VT750DC, DCA, DCB Shadow	01 ~ '03	KTZ14S	-	-	-
	CBR1100XX	01 ~ '04	KTZ12S	-	-	-		VT750C, C2, C2B, RS Shadow	10 ~ '15	KTZ14S	-	-	-
	CBR1100XX	97 ~ '00	-	YTX12-BS	-	-	700	CB700SC Nighthawk 'S'	84 ~ '86	-	-	YB14L-A1	-
	GL1100 Gold Wing	80 ~ '83	KTX24HL-BS	-	Y50N18L-A-CX	Y50N18L-A		CTX700	14	KTZ12S	-	-	-
	ST1100, ABS-TCS, 1100A	91 ~ '02	YTX14H-BS	YTX14-BS	-	-		VF700C Magna	87	-	-	YB12A-A	-
	VF1100C V65 Magna	83 ~ '86	YTX20H-BS	YTX20-BS	YB18-A	-		VF700C Magna	84 ~ '86	KTX14AH-BS	-	YB14-A2	-
	VF1100S V65 Sabre	84 ~ '85	YTX20HL-BS	YTX20L-BS	YB18L-A	-		VF700F Interceptor	84 ~ '85	KTX14AH-BS	-	YB14-A2	-
	VT1100C2 Shadow Sabre	00 ~ '07	YTX14H-BS	YTX14-BS	-	-		VF700S Sabrer	84 ~ '85	KTX14AHL-BS	-	YB14L-A2	-
	VT1100C, C3, T Shadow (Spirit, Aero, A.C.E. Tourer)	01 ~ '07	YTX14H-BS	YTX14-BS	-	-		VFR700 Interceptor	86 ~ '87	-	-	YB12A-B	-
	VT1100C, C3, T Shadow (Spirit, Aero, A.C.E. Tourer)	98 ~ '00	KTZ14S	-	HYB16A-A	-		VT700C Shadow	86 ~ '87	KTX14AH-BS	-	YB14-B2	-
	VT1100C Shadow Spirit	85 ~ '97	KTZ14S	-	HYB16A-A	-		VT700C Shadow	84 ~ '85	-	-	HYB16A-A	-
	VT1100C2 Shadow A.C.E.	95 ~ '99	KTZ14S	-	HYB16A-A	-		NT700V	10 ~ '13	KTZ14S	-	-	-
1000	CB1000	94 ~ '95	-	YTX12-BS	-	-		NC700X	12 ~ '15	KTZ12S	-	-	-
	CB1000C Custom	83	KTX14AHL-BS	-	YB14L-A2	-	680	DN-01	09 ~ '13	KTZ14S	-	-	-
	CB1000R	09 ~ '14	KTZ10S	-	-	-	650	CB650, Custom	79 ~ '82	-	-	YB12A-A	-
	CBF1000F	09 ~ '10	KTZ10S	-	-	-		CB650SC, Nighthawk	83 ~ '85	-	-	YB12AL-A	-
	CBR1000F Hurricane	87 ~ '96	KTX14AHL-BS	-	YB14L-B2	-		CB650SC, Nighthawk	82	-	-	YB12A-A	-
	CBR1000RR (ABS)	08 ~ '15	KTZ10S	-	-	-		CB650F	14	KTZ10S	-	-	-
	CBR1000RR	08 ~ '15	KTZ7S	-	-	-		CX650C Custom	83	KTX14AH-BS	-	YB14-A2	-
	CBR1000RR	04 ~ '07	KTZ10S	-	-	-		CX650T Turbo	83	KTX14AHL-BS	-	YB14L-A2	-
	CBX1000 Super Sport	79 ~ '80	YTX20HL-BS	YTX20L-BS	YB18L-A	-		GL650I Silver Wing Interstate	83	KTX14AHL-BS	-	YB14L-A2	-
	CBX1000 Super Sport(Opt)	79 ~ '80	KTX24HL-BS	-	Y50N18L-A-CX	Y50N18L-A		NT650 Hawk GT	88 ~ '91	-	YTX9-BS	-	-
	CBX1000 Super Sport	81 ~ '82	KTX24HL-BS	-	Y50N18L-A-CX	Y50N18L-A		NT650V	-	-	YTR9-BS	-	-
	GL1000 Gold Wing	75 ~ '79	KTX24HL-BS	-	Y50N18L-A-CX	Y50N18L-A		NX650	88 ~ '89	-	YTX9-BS	-	-
	RVT1000R RC51	00 ~ '06	KTZ12S	-	-	-		SLR650	-	-	YTR9-BS	-	-
	VTR1000F Super Hawk	01 ~ '05	KTZ12S	-	-	-		Vigor 650	-	-	YTR9-BS	-	-
	VTR1000F Super Hawk	97 ~ '00	-	YTX12-BS	-	-		XR650L	93 ~ '15	-	YTX9-BS	-	-
	VF1000R, F	84 ~ '86	-	-	YB16B-A	-	600	CB600F(599)	04 ~ '06	KTZ9S	YTX7L-BS	-	-
954	CBR954RR	02 ~ '03	KTZ10S	-	-	-		CBR600	87 ~ '00	-	YTX9-BS	-	-
929	CBR929RR, RE	00 ~ '01	KTZ10S	-	-	-		CBR600F4i, 600RR	01 ~ '15	KTZ10S	-	-	-
919	CB900F(919)	02 ~ '06	KTZ10S	-	-	-		VT600C, CD Shadow Deluxe	04 ~ '07	KTZ10S	-	-	-
900	CB900C,F	80 ~ '82	KTX14AHL-BS	-	YB14L-A2	-		VT600C, CD Shadow Deluxe VLX	88 ~ '03	-	YTX9-BS	-	-
	CBR900R, RR	93 ~ '99	-	YTX9-BS	-	-		XL600R	83 ~ '87	-	-	YB3L-A	-
800	PC800 Pacific Coast	89 ~ '98	-	YX12-BS	-	-		XL600V Transalp	89 ~ '90	-	-	YB12A-B	-
	VFR800 Interceptor	14	KTZ12S	-	-	-	550	CB550 Four, K, SS	74 ~ '78	-	-	YB12A-A	12N12A-4A-1
	VFR800, A Interceptor, ABS	02 ~ '12	KTZ12S	-	-	-		CB550SC Nighthawk	83	-	-	YB12AL-A	-
	VFR800FI Interceptor	98 ~ '01	-	YTX12-BS	-	-	500	CB500 Four, Twin	71 ~ '76	-	-	YB12A-A	12N12A-4A-1
	VT800C Shadow	88	KTX14AH-BS	-	YB14-B2	-		CB500X, F	13 ~ '14	KTZ10S	-	-	-
750	CB750 Nighthawk	91 ~ '03	KTX14AH-BS	-	YB14-A2	-		CBR500R	13 ~ '14	KTZ10S	-	-	-
	CB750A Hondamatic	76 ~ '78	KTX24HL-BS	-	Y50N18L-A-CX	Y50N18L-A		CX500,C,D,T	78 ~ '82	KTX14AHL-BS	-	YB14L-A2	-
	CB750C Custom	80 ~ '82	KTX14AHL-BS	-	YB14L-A2	-							
	CB750F Super Sport	75 ~ '82	KTX14AHL-BS	-	YB14L-A2	-							
	CB750K Four	69 ~ '82	KTX14AHL-BS	-	YB14L-A2	12N14-3A							
	CB750K Limited Edition	79	KTX14AHL-BS	-	YB14L-A2	-							



ISO-9001 / 14001

MOTORCYCLE / SCOOTER APPLICATION

cc	Model	Year	High Performance Maintenance Free	Maintenance Free	YB Series	Conventional	cc	Model	Year	High Performance Maintenance Free	Maintenance Free	YB Series	Conventional
HONDA - MOTOCYCLE							HONDA - MOTOCYCLE						
500	FT500 Ascot	82 ~ '83	KTX14AHL-BS	-	YB14L-A2	-		TR200 Fat Cat	86	-	YTX9-BS	-	-
	GB500	89 ~ '90	-	-	YB12A-B	-		XL200R	83 ~ '84	-	-	YB3L-A	-
	GL500, I Silver Wing	81 ~ '82	KTX14AHL-BS	-	YB14L-A2	-	185	CM185T Twinstar	78 ~ '79	-	-	-	6N12A-2C
	VF500C V30 Magna	84 ~ '85	-	-	YB12A-A	-		XL185S	79 ~ '83	-	-	-	6N4-2A-4
	VF500F Interceptor	84 ~ '86	-	-	YB12A-A	-	175	CA175 Touring(CD175)	68 ~ '69	-	-	-	6N12A-2C
	VT500C Shadow	83 ~ '86	-	-	YB12A-A	-		CA175 Touring(CD175K3)	69 ~ '70	-	-	-	6N12A-2D
	VT500FT Ascot	83 ~ '84	-	-	YB12A-A	-		CB175 Super Sport	69 ~ '73	-	-	YB9-B	12N9-4B-1
	XL500R	82	-	-	YB3L-A	-		CL175 Scrambler	68 ~ '73	-	-	YB9-B	12N9-4B-1
	XL500S	79 ~ '81	-	-	-	6N4-2A-4		SL175 Motosport	70 ~ '72	-	-	-	12N5-4B
450	CB450,SS	67 ~ '74	-	-	YB12A-A	12N12A-4A-1		XL175	73 ~ '78	-	-	-	6N6-3B
	CB450SC Nighthawk, T	82 ~ '86	-	-	YB12A-A	-	160	CB160 Sport	65 ~ '69	-	-	YB9-B	12N9-4B-1
	CL450 Scrambler	67 ~ '74	-	-	YB12A-A	12N12A-4A-1		CL160 Scrambler	66 ~ '68	-	-	YB9-B	12N9-4B-1
	CM450A Hondamatic, E	82 ~ '83	-	-	YB12A-A	-	150	CRF150F	06 ~ '15	KTZ7S	YTX5L-BS	-	-
	CMX450C Rebel	86 ~ '87	-	-	YB12A-A	-	125	CB125S	81 ~ '82	-	-	-	6N6-3B-1
	CRF450X	05 ~ '15	KTZ7S	-	-	-		CB125S	73 ~ '80	-	-	-	6N6-3B
400	CB400A	78	-	-	YB12A-A	-		CL125A Scrambler (Twin)	67 ~ '69	-	-	-	6N12A-2C
	CB400F CB-1	89 ~ '90	-	YTX9-BS	-	-		CL125S Scrambler	73 ~ '75	-	-	-	6N4C-1B
	CB400F Super Sport	75 ~ '77	-	-	YB12A-A	12N12A-4A-1		CRF125F	14 ~ '15	KTZ5S	YTX4L-BS	-	-
	CB400T Hawk Hawk II	78 ~ '81	-	-	YB12A-A	-		CT125 Trail	77	-	-	-	6N4C-1B
	CB400TI Hawk I	78 ~ '79	-	-	YB9-B	12N9-4B-1		MSX125 Grom	14 ~ '15	KTZ5S	-	-	-
	CM400(All)	79 ~ '81	-	-	YB12A-A	-		MT125 Elsinore	74 ~ '76	-	-	-	6N6-3B
360	CB360, G, T	74 ~ '76	-	-	YB12A-A	12N12A-4A-1		NX125	88 ~ '90	KTZ9S	YTX7L-BS	-	-
	CJ360T	76 ~ '77	-	-	YB9-B	12N9-4B-1		SL125 Motosport	71 ~ '73	-	-	-	6N6-3B
	CL360 Scrambler	74 ~ '75	-	-	YB12A-A	12N12A-4A-1		SS125A Super Sport	67 ~ '69	-	-	-	6N12A-2C
350	CB350 Super Sport Four	68 ~ '74	-	-	YB12A-A	12N12A-4A-1		XL125	74 ~ '78	-	-	-	6N4C-1B
	CL350 Scrambler	68 ~ '73	-	-	YB12A-A	12N12A-4A-1		XL125S	79 ~ '84	-	-	-	6N4-2A-4
	SL350 Motosport	70 ~ '73	-	-	-	12N5-4B		XL125S	85	-	-	YB2.5L-C	-
	SL350 Motosport	69 ~ '70	-	-	YB12A-A	12N12A-4A-1	110	CRF110F	13 ~ '15	KTZ5S	YTX4L-BS	-	-
	XL350	74 ~ '78	-	-	-	6N6-3B		CT110 Trail	86	-	-	-	6N4-2A-4
	XL350R	84 ~ '85	-	-	YB3L-A	-		CT110 Trail	80 ~ '84	-	-	-	6N4-2A-8
305	CA77 Dream Touring (late)	63 ~ '69	-	-	-	12N9-3A		C110	09 ~ '10	KTZ7S	-	-	-
	CB77 Super Hawk	61 ~ '68	-	-	-	12N9-3A		CB100 Super Sport	70 ~ '72	-	-	-	6N6-3B
	CL77 Scrambler	65 ~ '68	-	-	-	12N5-4B		CL100, S Scrambler	70 ~ '73	-	-	-	6N6-3B
300	CB300F	15	-	YTX7L-BS	-	-		SL100 Motosport	70 ~ '73	-	-	-	6N6-3B
	CBR300R	15	-	YTX7L-BS	-	-		XL100	77 ~ '78	-	-	-	6N4C-1B
	CA72 Dream Touring(late)	63 ~ '66	-	-	-	12N9-3A		XL100	74 ~ '76	-	-	-	6N6-3B
	CB250 Nighthawk	91 ~ '09	KTZ9S	YTX7L-BS	-	-		XL100S	83 ~ '85	-	-	-	6N4-2A-4
	CB72 Hawk	61 ~ '66	-	-	-	12N9-3A		XL100S	81 ~ '82	-	-	-	6N4C-1B
	CBR250R	11 ~ '13	KTZ9S	YTX7L-BS	-	-		XL100S	79 ~ '80	-	-	-	6N4-2A-4
	CL72 Scrambler	62 ~ '65	-	-	-	12N5-4B	90	CA200 Honda 90 (C200 Touring 90)	63 ~ '66	-	-	-	6N6-1D
250	CM250C Custom	82 ~ '83	-	-	YB9-B	-		CL90, L 5HP Scrambler	67 ~ '70	-	-	-	6N5.5-1D
	CMX250C Rebel	96 ~ '15	KTZ9S	YTX7L-BS	-	-		CM91 Honda 90 (C90M)	66 ~ '69	-	-	-	6N5.5-1D
	CMX250C Rebel, LTD	85 ~ '87	-	-	YB9L-B	-		CT200 Trail 90	64 ~ '66	-	-	-	6N5.5-1D
	CRF250X	04 ~ '15	KTZ7S	YTX5L-BS	-	-		CT90 Trail	66 ~ '79	-	-	-	6N5.5-1D
	MT250 Elsinore	74 ~ '76	-	-	-	6N6-3B		EZ90 Cub	91 ~ '96	-	YTX5L-BS	-	-
	NX250	88 ~ '90	KTZ9S	YTX7L-BS	-	-		S90 Super (CS90)	64 ~ '69	-	-	-	6N6-1B
	VRT250 Interceptor VTR	88 ~ '90	-	-	YB9-B	-		SL90 Motosport	69	-	-	-	6N5.5-1D
	XL250	72 ~ '76	-	-	-	6N6-3B		ST90 Trail Sport	73 ~ '75	-	-	-	6N5.5-1D
	XL250R	82 ~ '87	-	-	YB3L-A	-		XL80S	83 ~ '85	-	-	-	6N4-2A-8
	XL250S	78 ~ '81	-	-	-	6N4-2A-4	80	XL80S	80 ~ '82	-	-	-	6N4C-1B
	XR250L	91 ~ '96	KTZ5S	YTX4L-BS	-	-		XL75	77 ~ '79	-	-	-	6N4C-1B
230	CRF230L	14	KTZ9S	YTX7L-BS	-	-	75	C70 Passport	82 ~ '83	-	-	-	-
	CRF230L, M	08 ~ '13	KTZ7S	-	-	-		C70 Passport	80 ~ '81	-	-	YB5L-B	-
	CRF230F L(-'07)	03 ~ '15	KTZ7S	YTX5L-BS	-	-	70	C70M Honda	70 ~ '73	-	-	6YB11-2D	6N11-2D
200	CB200, T	74 ~ '76	-	-	YB9-B	12N9-4B-1		CL70 Scrambler	69 ~ '73	-	-	6YB11-2D	6N11-2D
	CL200 Scrambler	74	-	-	YB9-B	12N9-4B-1		CT70	91 ~ '94	-	YTX4L-BS	-	-
	CM200T Twinstar	81 ~ '82	-	-	YB9-B	12N9-4B-1		CT70 Trail	80 ~ '82	-	-	-	6N4-2A-6
	CM200T Twinstar	80	-	-	-	6N12A-2C		CT70 Trail	74 ~ '79	-	-	-	6N4C-1B
	TLR200 Reflex	86 ~ '87	KTZ5S	YTX4L-BS	-	-		CT70 Trail, 70H	69 ~ '71	-	-	-	6N2A-2C
	TR200 Fat Cat	87	-	YTX7A-BS	-	-							



MOTORCYCLE / SCOOTER APPLICATION

ISO-9001 / 14001



cc	Model	Year	High Performance Maintenance Free	Maintenance Free	YB Series	Conventional	cc	Model	Year	High Performance Maintenance Free	Maintenance Free	YB Series	Conventional
HONDA - MOTORCYCLE							HONDA - SCOOTER						
	CT70, 70H	72 - '73	-	-	-	6N2A-2C-3	50	SE50 Elite(All)	87	-	YTX4L-BS	-	-
	SL70 Motosport	73	-	-	-	6N2A-2C-3		TG50 Gyro S (All)	85 - '86	-	YTX4L-BS	-	-
	SL70 Motosport	71 - '72	-	-	-	6N2A-2C	HUSABERG						
	XL70	74 - '76	-	-	-	6N4C-1B	All Electric Start Models		13	KTZ7S	YTX5L-BS	-	-
65	S65 Sport (CS65)	65 - '69	-	-	-	6N2-2A	All Electric Start Models		04 - '12	KTZ7S	-	-	-
55	C, CA105T Trail	62 - '65	-	-	-	6N2-2A	All Electric Start Models		97 - '03	-	YTX9-BS	-	-
50	C110,CA110	59 - '69	-	-	-	6N2-2A	HUSQVARNA						
	MB5	82	-	-	YB2.5L-C	-	900	NUDA900	13	YTX14H-BS	YTX14-BS	-	-
	NA50 Express II	80 - '81	-	-	-	6N4-2A-6	580	TE610E ,SM610S	00 - '01	YTX14H-BS	YTX14-BS	-	-
	NA50 Express II	79	-	-	-	6N2-2A	511	TE, TXC	~ '11	KTZ7S	-	-	-
	NC50 Express	80 - '83	-	-	-	6N4-2A-6	510	TC, TXC, TE, SMR	~ '10	KTZ7S	-	-	-
	NC50 Express	78 - '79	-	-	-	6N2-2A	510	TC, TXC, TE, SMR	~ '10	KTZ7S	-	-	-
	NC50 Express	77	-	-	-	6N2A-2C-3	450	TC, TXC, TE, SMR	~ '10	KTZ7S	-	-	-
	NS50F	90	-	-	YB3L-A	-	449	TE	~ '11	KTZ7S	-	-	-
	NU50 Urban Express	82 - '83	-	-	YB2.5L-C1	-	400	TE410E	00 - '01	YTX14H-BS	YTX14-BS	-	-
	NU50M Urban Express Deluxe	82 - '83	-	-	YB4L-B	-	310	TC, TXC, TE, SMR	~ '10	KTZ7S	-	-	-
	NX50M Express SR	81 - '82	-	-	YB4L-B	-	250	TE, TXC	~ '11	KTZ7S	-	-	-
	Z50A(K1)	69 - '70	-	-	-	6N2A-2C-1	HYOSUNG - MOTORCYCLE						
	ZB50	88	-	-	YTX4L-BS	-	700	ST7	10 - '13	-	KT14B-BS	-	-
HONDA - SCOOTER							HYOSUNG - SCOOTER						
600	FSC600 Silver Wing	02 - '15	KTZ12S	-	-	-	650	GT650, R, S	09 - '13	YTX14H-BS	YTX14-BS	-	-
300	NSS300 Forza	14 - '15	KTZ12S	-	-	-		GV650,SE	09 - '13	-	KT14B-BS	-	-
250	CH250 Elite	85 - '90	-	YTX12-BS	-	-	250	GT250,R	09 - '13	YTX14H-BS	YTX14-BS	-	-
	CN250 Helix	93 - '09	-	YTX12-BS	-	-		GV250	09 - '13	-	YTX9-BS	-	-
	CN250 Helix	86 - '87	-	YTX12-BS	-	-	INDIAN						
	NSS250 Reflex	01 - '09	KTZ12S	-	-	-	1819	Chief Classic, Chief Vintage, Chieftean, Roadmaster	14 - '15	YTX20HL-BS	-	-	-
	PS250 Big Ruckus	05 - '08	KTZ12S	-	-	-	1720	Chief Classic, Vintage, Dark Horse	12 - '13	KTX24HL-BS	-	-	-
	SM250	09 - '13	KTZ12S	-	-	-		Chief (all models)	09 - '11	YTX20H-BS	-	-	-
150	CH150 Elite	87	-	YTX9-BS	-	-	1638	Chief	02 - '03	KTX24HL-BS	-	-	-
	CH150 Elite Deluxe	85 - '86	-	-	YB9-B	-	1442	Scout, Spirit	02 - '03	YTX20H-BS	YTX20-BS	-	-
	SH150	10 - '12	KTZ9S	YTX7L-BS	-	-		All Models	99 - '01	YTX20H-BS	YTX20-BS	-	-
	SH150	13	KTZ7S	-	-	-	1133	Scout	15	YTX14H-BS	-	-	-
	FES150	-	-	YTR9-BS	-	-	KAWASAKI						
	PCX150	13	KTZ7S	-	-	-	2000	VN2000-A Vulcan	04 - '12	YTX20CH-BS	-	-	-
	PCX150	15	KTZ9S	-	-	-	1700	VN1700 Voyager, Nomad, Vaquero	09 - '14	YTX20CH-BS	-	-	-
125	CH125 Elite	84	-	-	YB9-B	-	1600	VN1600-A Vulcan Classic, D, Nomad	03 - '09	YTX20CH-BS	-	-	-
	FES125	-	-	YTR9-BS	-	-		VN1600-B Vulcan Mean Streak	04 - '09	YTX20CH-BS	-	-	-
	NH125 Aero	84	-	-	YB5L-B	-	1500	VN1500 Vulcan 88,SE	87 - '98	KTX24HL-BS	-	Y50N18L-A-CX	Y50N18L-A
	Pantheon 125	-	-	YTR9-BS	-	-		VN1500-C Vulcan L	96 - '97	KTX24HL-BS	-	Y50N18L-A-CX	Y50N18L-A
	PCX125	11	KTZ7S	-	-	-		VN1500-G, J,L,R Vulcan	99 - '05	YTX20CH-BS	-	-	-
	SH125	10 - '12	KTZ9S	YTX7L-BS	-	-		Nomad, Drifter	-	YTX20CH-BS	-	-	-
	SH125	13	KTZ7S	-	-	-		VN1500-D,E, N Vulcan Classic	96 - '09	YTX20CH-BS	-	-	-
110	NHX110 Elite	10 - '13	KTZ9S	YTX7L-BS	-	-		VN1500-P Vulcan Mean Streak	02 - '03	YTX20CH-BS	-	-	-
80	CH80 Elite	93 - '09	KTZ7S	YTX5L-BS	-	-	1400	Ninja ZX-14, R,ABS	06 - '14	YTX14H-BS	YTX14-BS	-	-
	NH80 Aero	85	KTZ7S	YTX5L-BS	-	-		ZG1400 Concours, ABS	08 - '14	-	YTX14-BS	-	-
	NH80MD Aero	83 - '84	-	-	YB5L-B	-	1300	KZ1300 Touring	79 - '82	KTX24HL-BS	-	Y50N18L-A-CX	Y50N18L-A
50	CHF50 Metropolitan,II,SP	02 - '13	KTZ7S	-	-	-		ZN1300-A Voyager	83 - '88	-	-	-	12N24-3
	NB50 Aero	85 - '87	-	YTX4L-BS	-	-	1200	1200 ZG1200 Voyager XII	86 - '03	KTX24HL-BS	-	SY50N18L-AT	-
	NB50M Aero	83 - '84	-	-	YB4L-B	-							
	NCH50 Metropolitan	13 - '15	KTZ5S	YTX4L-BS	-	-							
	NN50MD Gyro	84	-	-	YB4L-B	-							
	NPS50, S Ruckus	03 - '15	KTZ7S	-	-	-							
	NQ50 Spree, 50D SS	86 - '87	-	YX4L-BS	-	-							
	NQ50 Spree	84 - '85	-	-	YB4L-B	-							
	P50 Little Honda	67 - '68	-	-	-	6N4-2A-4							
	PA50I Moped, PA50II	78 - '83	-	-	-	6N4B-2A-5							
	SA50 Elite LX, S, SR	88 - '01	-	YTX4L-BS	-	-							
	SB50(All)	88 - '90	-	YTX4L-BS	-	-							




cc	Model	Year	High Performance Maintenance Free	Maintenance Free	YB Series	Conventional	cc	Model	Year	High Performance Maintenance Free	Maintenance Free	YB Series	Conventional	
KAWASAKI							KAWASAKI							
1100	ZRX1200R	01 ~ '05	YTX14H-BS	YTX14-BS	-	-	700	ZX750-F Ninja	87 ~ '90	KTX14AHL-BS	-	YB14L-A2	-	
	ZRX1200 DAEG	09 ~ '13	-	YTX12-BS	-	-		ZX750-H Ninja ZX-7	90	-	-	YB12AL-A2	-	
	Ninja ZX-12R	00 ~ '05	YTX14H-BS	YTX14-BS	-	-		ZX750-H Ninja ZX-7	89	KTX14AHL-BS	-	YB14L-A2	-	
	ZZR1200	02 ~ '05	YTX14H-BS	YTX14-BS	-	-		ZX750-J Ninja ZX-7	91 ~ '95	-	YTX12-BS	-	-	-
	KZ1100-A, LTD	81 ~ '83	YTX20HL-BS	YTX20L-BS	YB18L-A	-		ZX750 Ninja ZX, 7RR	91 ~ '97	-	YTX9-BS	-	-	-
	KZ1100-B,GP	82	-	-	SYB16L-B	-		ZX750-P Ninja ZX-7R	96 ~ '03	-	YTX12-BS	-	-	-
	KZ1100-B,GP	81	KTX16L-BS	YTX20L-BS	YB16L-B	-		KZ700-A	84	-	-	YB12A-A	-	-
	ZN1100-B, LTD	84 ~ '85	KTX14AHL-BS	-	YB14L-A2	-		VN700-A Vulcan	85	KTX14AHL-BS	-	YB14L-A2	-	-
	ZR1100	92 ~ '95	YTX20CH-BS	YTX16-BS	-	-		ZN700-A LTD	84 ~ '85	KTX14AHL-BS	-	YB14L-A2	-	-
	ZRX1100	99 ~ '00	YTX14H-BS	YTX14-BS	-	-		650 ER6n	09 ~ '12	-	YTX12-BS	-	-	-
1000	ZX1100-A GPz	83 ~ '84	-	-	SYB16L-B	-	KL650-A,E,KLR	87 ~ '14	KTX14AHL-BS	-	YB14L-A2	-		
	ZX1100-C, Ninja ZX-11	90 ~ '93	KTX14AHL-BS	-	YB14L-A2	-	KL650-B Tengai	90 ~ '91	KTX14AHL-BS	-	YB14L-A2	-		
	ZX1100-D, Ninja ZX-11(CN)	93 ~ '94	YTX14H-BS	YTX14-BS	-	-	KLE650 Versys	08 ~ '14	-	YTX12-BS	-	-		
	ZX1100-D, Ninja ZX-11	95 ~ '01	YTX14H-BS	YTX14-BS	-	-	KLX650C, R	93 ~ '96	-	YTX9-BS	-	-		
	ZX1100-E (GPz1100)	95 ~ '97	YTX14H-BS	YTX14-BS	-	-	KZ650 SR, LTD, Custom	77 ~ '80	-	-	YB10L-A2	12N10-3A-2		
	KZ1000-P Police	02 ~ '03/05	YTX20HL-BS	YTX20L-BS	-	-	KZ650-H CSR	81 ~ '83	-	-	YB12A-A	-		
	KZ1000-P Police	82 ~ '01	YTX20HL-BS	YTX20L-BS	YB18L-A	-	Ninja 650R, Ninia 650R ABS	12 ~ '14	-	KT12A-BS	-	-		
	KZ1000-C Police	80 ~ '81	KTX16L-BS	YTX20L-BS	YB16L-B	-	Ninja 650R	06 ~ '11	-	YTX12-BS	-	-		
	KZ1000-C Police Z1-R	78 ~ '79	KTX14AHL-BS	-	YB14L-A2	-	W Series	66 ~ '70	-	-	YB7L-B	12N7-3B		
	KZ1000, LTD	77 ~ '80	KTX14AHL-BS	-	YB14L-A2	-	W650	00 ~ '02	YTX14H-BS	YTX14-BS	-	-		
900	KZ1000-E,ST, Shaft	79 ~ '80	KTX16L-BS	YTX20L-BS	YB16L-B	-	636 ZX636-B,C Ninja ZX-6R	03 ~ '14	-	YTX9-BS	-	-		
	KZ1000-G Classic	80	KTX14AHL-BS	-	YB14L-A2	-	600 KL600-A KLR	84	-	-	YB4L-A	-		
	KZ1000, LTD.CSR	81 ~ '83	YTX20HL-BS	YTX20L-BS	YB18L-A	-	KL600-B KLR	85 ~ '86	KTX14AHL-BS	-	YB14L-A2	-		
	KZ1000-R Replica	82 ~ '83	YTX20HL-BS	YTX20L-BS	YB18L-A	-	ZL600 (All)	86 ~ '97	-	-	YB12A-A	-		
	Z1000, ABS	14	-	KT12A-BS	-	-	ZX600-A,B,C,D Ninja	85 ~ '96	-	-	YB12A-A	-		
	Z1000, ABS	03 ~ '13	-	YTX9-BS	-	-	ZX600-FA Ninja ZX-6R	08 ~ '13	-	YTX9-BS	-	-		
	ZG1000-A Concours	86 ~ '06	YTX20HL-BS	YTX20L-BS	YB18L-A	-	ZX600-E,F Ninja ZX-6R,6R	93 ~ '02	-	YTX12-BS	-	-		
	ZL1000-A	87	KTX14AHL-BS	-	YB14L-A2	-	ZX600-G, J Ninja ZX-6R	98 ~ '08	-	YTX9-BS	-	-		
	ZX10R	86 ~ '90	KTX14AHL-BS	-	YB14L-A2	-	ZX600-K, M, N Ninja ZX-6RR	03 ~ '06	-	YTX9-BS	-	-		
	ZX10R	11 ~ '14	KTZ7S	-	-	-	ZZR600	05 ~ '09	-	YTX9-BS	-	-		
800	ZX10R ABS	11 ~ '14	KTZ10S	-	-	-	ZZR600	02 ~ '04	-	YTX12-BS	-	-		
	ZX1000-A Ninja 1000R,GPZ1000RX	86 ~ '87	KTX14AHL-BS	-	YB14L-A2	-	550 KZ550, LTD, GP	80 ~ '83	-	-	YB12A-A	-		
	ZX1000-B Ninja ZX10	88 ~ '89	KTX14AHL-BS	-	YB14L-A2	-	KZ550-F LTD	84	-	-	YB12A-A	-		
	ZX1000-C Ninja ZX-10R	04 ~ '10	-	KT12B-BS	-	-	KZ550-F Spectre	83	-	-	YB12A-A	-		
	Ninja 1000, ABS	14	-	KT12A-BS	-	-	KZ550-H GP	82 ~ '83	-	-	YB12A-A	-		
	Ninja 1000,	11 ~ '13	-	YTX9-BS	-	-	ZR550-B Zephyr	90 ~ '92	-	-	YB12A-A	-		
	KZ900, LTD	76 ~ '77	-	-	YB10L-A2	-	ZX550-A GPz	84 ~ '86	-	-	YB12A-A	-		
	Vulcan 900 Classic	06 ~ '14	-	YTX12-BS	-	-	500 EN500-A Vulcan	90 ~ '96	-	-	YB12A-A	-		
	Z900 (Z1 Class)	72 ~ '76	KTX14AHL-BS	-	YB14L-A2	12N14-3A	EN500-C, Vulcan LTD	96 ~ '10	-	-	YB12AL-A2	-		
	ZL900-A Eliminator	85 ~ '86	KTX14AHL-BS	-	YB14L-A2	-	EX500-A	87 ~ '93	KTX14AHL-BS	-	YB14L-A2	-		
750	Ninja GPZ900R ZX900A1-A16	84 ~ '03	KTX14AHL-BS	-	YB14L-A2	-	EX500-D Ninja 500	94 ~ '10	KTX14AHL-BS	-	YB14L-A2	-		
	ZX900-B Ninja (ZX-9R)	94 ~ '97	-	YTX12-BS	-	-	H1 Series	73 ~ '75	-	-	YB9L-B	12N9-3B		
	ZX900-C Ninja (ZX-9R)	98 ~ '99	-	YTX9-BS	-	-	H1 Series	69 ~ '72	-	-	YB9-B	12N9-4B-1		
	ZX900-E,F Ninja (ZX-9R)	00 ~ '03	-	YTX9-BS	-	-	KH500-A	76	-	-	YB9L-B	12N9-3B		
	VN800-A,B,E Vulcan Classic, Drifter	04 ~ '06	-	YTX12-BS	-	-	450 EN450-A 454 LTD	85 ~ '90	-	-	YB12A-A	-		
	VN800-A,B,C, E Vulcan Classic, Drifter	95 ~ '03	YTX14H-BS	YTX14-BS	-	-	KLX450R	08 ~ '10	KTZ7S	-	-	-		
	H2 Series	72 ~ '75	-	-	-	12N5.5-4A	440 KZ440(All)400 KH400-A	80 ~ '83	-	-	YB12A-A	-		
	KZ750, LTD,CSR	76 ~ '79	-	-	SYB14L-A2	-	400 KH400-A	76 ~ '78	-	-	-	12N5.5-4A		
	KZ750-E,H,LLTD	80 ~ '83	-	-	YB12A-A	-	KLX400R, KL400SR	03	-	KT7B-BS	-	-		
	KZ750-F LTD, Spectre	83	KTX14AHL-BS	-	YB14L-A2	-	KZ400 Deluxe	77 ~ '79	-	-	SYB12A-A	12N12A-4A-1		
800	KZ750-L Ninja	93	-	YTX9-BS	-	-	KZ400-C	78	-	-	-	12N5.5-4A		
	KZ750-R GP	82	-	-	SYB12A-A	-	KZ400-D,H	74 ~ '79	-	-	SYB12A-A	12N12A-4A-1		
	VN750-A Vulcan	86 ~ '06	KTX14AHL-BS	-	YB14L-A2	-	KZ400-aS	75 ~ '77	-	-	-	12N5.5-4A		
	ZN750-A LTD	84 ~ '85	KTX14AHL-BS	-	YB14L-A2	-	S3 Series	74 ~ '75	-	-	-	12N5.5-4A		
	ZR-7,S	00 ~ '03	-	YTX12-BS	-	-	350 A7 Series	66 ~ '71	-	-	YB9-B	12N9-4B-1		
	ZR750(Z750S)	05 ~ '06	-	YTX9-BS	-	-	F5 Series	70 ~ '71	-	-	-	6N2-2A-3		
	ZR750-C Zephyr	91 ~ '94	-	YTX12-BS	-	-	F9 Series	73 ~ '75	-	-	-	6N4B-2A-3		
	ZX750-E Turbo, GPz	83 ~ '85	-	-	SYB14L-A2	-	F9 Series	72	-	-	-	6N2-2A-3		
							S2 Series	72 ~ '73	-	-	-	12N5.5-4A		



MOTORCYCLE / SCOOTER APPLICATION

ISO-9001 / 14001



cc	Model	Year	High Performance Maintenance Free	Maintenance Free	YB Series	Conventional	cc	Model	Year	High Performance Maintenance Free	Maintenance Free	YB Series	Conventional
KAWASAKI							KTM						
305	EX305-B GP	83	-	-	YB9L-A2	-	640	Super moto					
	KZ305 CSR, LTD	81 ~ '88	-	-	YB10L-A2	-		Duke II, LC4, Adventure	03 ~ '08	KTZ10S	-	-	-
300	EX300 Ninja, ABS	13 ~ '14	-	YTX9-BS	-	-	625	SMC, SXC	03 ~ '09	KTZ10S	-	-	-
250	EX250, Ninja 250R	08	-	YTX7A-BS	-	-	620	Adventure, Duke, LC4	96 ~ '98	-	YTX9-BS	-	-
	EX250, Ninja 250R	09 ~ '12	-	YTX9-BS	-	-	530	EXC, Racing	03 ~ '05	KTZ5S	-	-	-
	A1 Series	66 ~ '71	-	-	YB9-B	12N5-4B-1		EXC, Racing	05 ~ '12	KTZ7S	YTX5L-BS	-	-
	EL250, HS	88 ~ '93	-	-	YB9L-A2	-		XC-W	09 ~ '12	KTZ7S	YTX5L-BS	-	-
	EX250 Ninja	95 ~ '07	KTZ9S	YTX7L-BS	-	-	525	EXC Racing	03	KTZ5S	-	-	-
	EX250 Ninja	86 ~ '94	-	-	YB9L-A2	-		MX Desert Racing	03	KTZ7S	YTX5L-BS	-	-
	F4 Series	69 ~ '70	-	-	-	12N5.5-4A		MXC Racing	00	KTZ7S	YTX5L-BS	-	-
	F8 Series	71 ~ '72	-	-	-	6N2-2A-3	520	E/XC, M/XC Racing 4-stroke	00 ~ '02	KTZ5S	YTX4L-BS	-	-
	F11 Series	73 ~ '75	-	-	-	6N4B-2A-3		E/XC, M/XC Racing 4-stroke(Opt)	00 ~ '02	KTZ7S	YTX5L-BS	-	-
	KE250-B	77 ~ '79	-	-	-	6N6-1D-2	450	EXC Racing	03 ~ '05	KTZ5S	-	-	-
	KH250-A	76	-	-	-	12N5.5-4A		EXC Racing	05 ~ '13	KTZ7S	YTX5L-BS	-	-
	KL250 Super Sherpa	00 ~ '10	KTZ9S	YTX7L-BS	-	-		SX-F, XC-F, XC-W	09 ~ '10	KTZ7S	YTX5L-BS	-	-
	KL250	78 ~ '84	-	-	-	6N6-1D-2		SX-F	11 ~ '14	KTZ5S	YTX4L-BS	-	-
	KL250-D KLR	85 ~ '05	-	-	YB4L-A	-		450SMR	09 ~ '12	KTZ7S	YTX5L-BS	-	-
	KLX250S, SF	06 ~ '14	KTZ9S	YTX7L-BS	-	-		450SMR	13	KTZ5S	YTX4L-BS	-	-
	KZ250 CSR, LTD	80 ~ '83	-	-	YB10L-A2	12N10-3A-2	400	EXC Racing	05 ~ '11	KTZ7S	YTX5L-BS	-	-
	S1 Series	73 ~ '75	-	-	-	12N5.5-4A		EXC Racing	03 ~ '05	KTZ5S	-	-	-
200	KZ200-A	78 ~ '79	-	-	YB10L-B	-		XC-W	09 ~ '10	KTZ7S	YTX5L-BS	-	-
175	F7 Series	71 ~ '75	-	-	-	6N4-2A-5		E/XC Racing 4-Stroke	00 ~ '02	KTZ5S	YTX4L-BS	-	-
	KE175-B	76 ~ '78	-	-	-	6N6-1D-2		E/XC Racing 4-Stroke(Opt)	00 ~ '02	KTZ7S	YTX5L-BS	-	-
140	KLX140, L	08 ~ '14	KTZ9S	YTX7L-BS	-	-		LC4 E/XC	96 ~ '98	-	YTX9-BS	-	-
125	BN125 Eliminator	01 ~ '10	-	-	YB9-B	-		RXC LC4	96 ~ '01	-	YTX9-BS	-	-
	F6 Series	71 ~ '73	-	-	-	6N4-2A-5	350	XC-F	11 ~ '12	KTZ7S	YTX5L-BS	-	-
	KE125-A	76 ~ '83	-	-	-	6N6-1D-2		SX-F	11 ~ '14	KTZ5S	YTX4L-BS	-	-
	KS125 Series	74 ~ '75	-	-	-	6N6-1D-2		EXC-F	14	KTZ5S	YTX4L-BS	-	-
120	C2SS RoadRunner	67 ~ '69	-	-	-	6N4-2A-3		Freeride	13	KTZ7S	YTX5L-BS	-	-
	C2TR RoadRunner	67 ~ '69	-	-	-	6N4-2A-3	300	XC, XC-W, EXC-F	11 ~ '13	KTZ5S	YTX4L-BS	-	-
100	G3SS Series	75	-	-	-	6N4-2A-5		XC, XC-W	14	KTZ7S	YTX5L-BS	-	-
	G3TR Series	71	-	-	-	6N4-2A-3	250	EXC, Racing	05 ~ '10	KTZ7S	YTX5L-BS	-	-
	G4TR Series	73 ~ '75	-	-	-	6N4-2A-5		EXC, Racing	03 ~ '05	KTZ5S	-	-	-
	G4TR Series	70 ~ '72	-	-	-	6N2-2A-3		EXF	05 ~ '10	KTZ7S	YTX5L-BS	-	-
	G5 Series	74 ~ '75	-	-	-	6N4-2A-5		XC, EXC, XC-W	11 ~ '12	KTZ5S	YTX4L-BS	-	-
	G5 Series	72 ~ '73	-	-	-	6N4-2A-3		EXC-F, XC-W, XCF-W	11 ~ '12	KTZ7S	YTX5L-BS	-	-
	KE100-A	79 ~ '81	-	-	-	6N6-1D-2		SX-F, EXC, EXC-F	13 ~ '14	KTZ5S	YTX4L-BS	-	-
	KE100-A	76 ~ '78	-	-	-	6N4-2A-5	200	Duke	13	-	YTX9-BS	-	-
	KE100-B	82 ~ '01	-	-	-	6N6-1D-2	125	Duke	13	-	YTX7L-BS	-	-
	KH100-B	76 ~ '77	-	-	-	6N4-2A-5	KYMC0 - MOTORCYCLE						
	KM100-A	79 ~ '81	-	-	-	6N6-1D-2	250	Venox250	09 ~ '10	-	YTX9-BS	-	-
	KM100-A	76 ~ '78	-	-	-	6N4-2A-5	KYMC0 - SCOOTER						
	KV100-A	76	-	-	-	6N4-2A-5							
90	G3SS Series	73 ~ '74	-	-	-	6N4-2A-5	500	Xciting 500i	09 ~ '14	YTX14H-BS	YTX14-BS	-	-
	G3SS Series	69 ~ '72	-	-	-	6N4-2A-3	400	Xciting 400i	09	-	YTX12-BS	-	-
	G3TR Series	69 ~ '70	-	-	-	6N4-2A-3	300	Downtown 300	13	-	KT12A-BS	-	-
	MC1 Series	73 ~ '75	-	-	-	6N4-2A-5		People GT	14	-	KT12A-BS	-	-
KTM							250	People 250	09 ~ '11	-	YTX12-BS	-	-
1190	RC8	09 ~ '13	KTZ14S	-	-	-		Xciting 250i	10 ~ '11	-	YTX12-BS	-	-
	Adventure	13	KTZ14S	-	-	-	200	People S 200	~ '11	-	YTX7A-BS	-	-
990	Super Duke	03 ~ '13	KTZ14S	-	-	-		People GT	~ '13	-	KT12A-BS	-	-
	Supermoto, SM R	09 ~ '13	KTZ14S	-	-	-	150	People S 150	09 ~ '13	-	YTX7A-BS	-	-
	Adventure	03 ~ '13	KTZ14S	-	-	-		Super 8 150	09 ~ '14	-	YTX7A-BS	-	-
950	Superenduro	09 ~ '11	KTZ14S	-	-	-	125	People S 125	09 ~ '10	-	YTX7A-BS	-	-
690	Duke	09 ~ '12	KTZ10S	-	-	-		Agility 125	~ '14	KTZ7S	YTX5L-BS	-	-
	Duke	13	-	YTX9-BS	-	-	50	Super 8	09 ~ '14	-	YTX7A-BS	-	-
	Supermoto, SM R	09 ~ '13	KTZ10S	-	-	-		Super 9	09 ~ '10	KTZ7S	YTX5L-BS	-	-
	Enduro R	09 ~ '13	KTZ10S	-	-	-		People	09 ~ '13	KTZ7S	YTX5L-BS	-	-
640	Adventure, Duke, RXC LC4,	99 ~ '02	-	YTX9-BS	-	-		People S 50	09 ~ '10	-	YTX7A-BS	-	-
								Agility 50	09 ~ '14	-	YTX7A-BS	-	-



cc	Model	Year	High Performance Maintenance Free	Maintenance Free	YB Series	Conventional	cc	Model	Year	High Performance Maintenance Free	Maintenance Free	YB Series	Conventional
MOTO GUZZI							NORTON						
1380	Califorina	13	YTX20H-BS	YTX20L-BS	-	-	850	Commando, Commando(75)		KTX14AHL-BS	-	YB14L-A2	-
1200	Norge	09 ~ '13	YTX20CH-BS	-	-	-	750	Ranger Commando		-	-	YB9-B	12N9-4B-1
	Sport, ABS	09 ~ '10	YTX20CH-BS	-	-	-	350	Navigator		-	-	-	6N11A-1B
	Breva 1200	09 ~ '10	YTX20CH-BS	-	-	-	PANDA MOTOR SPORTS						
	Stervio	09 ~ '14	YTX20CH-BS	-	-	-	70	Trial rider	99 ~ '02	KTZ5S	YTX4L-BS	-	-
	1200 Sport	09 ~ '13	YTX20CH-BS	-	-	-	50	Com-ute	96 ~ '02	-	-	-	6N4-2A
1100	1100 1100 Califorina(CA only)	03 ~ '05	-	YTX15L-BS	-	-		Cub	96 ~ '99	KTZ5S	YTX4L-BS	-	-
	1100 Califorina, Special, Jackal,	05 ~ '13	YTX20CH-BS	-	-	-		Fun Rider	96 ~ '02	-	-	-	6N2-2A
	Breva, Griso							Retro	01 ~ '02	-	-	YB7-A	-
	Stone, EV	94 ~ '05	KIX30L-BS	-	53030	-	36	Com-ute	98 ~ '01	-	-	-	6N4-2A
	Quota 1100ES	99 ~ '02	-	YTX15L-BS	-	-	PIAGGIO - MOTORCYCLE						
	Sport 1100i	97 ~ '99	-	YTX15L-BS	-	-	APE CAR, MP, MPR, P602			KIX30L-BS	-	53030	-
	V11 Bassa	99 ~ '00	KIX30L-BS	-	53030	-	APE 50 FL	93	-	-	-	YB9-B	-
	V11 EV	98 ~ '99	KIX30L-BS	-	53030	-	Boxer, Bravo, Ciao		-	-	-	-	B39-6
	V11 Le Mans, Sport	99 ~ '05	-	YTX15L-BS	-	-	Cosa 2		-	-	-	YB7-A	-
1064	Califorina Classic, Vintage	~ '12	YTX20HL-BS	YTX20L-BS	-	-	Cosa CLX 125 (c/aw.)		-	-	-	YB7-A	-
1000	Califorina III	89 ~ '93	KIX30L-BS	-	53030	-	Cosa CLX 150 (c/aw.)		-	-	-	YB7-A	-
	Convert		KIX30L-BS	-	53030	-	Cosa CLX 200 (c/aw.)		-	-	-	YB7-A	-
	Daytona		KIX30L-BS	-	53030	-	Free		-	-	-	YB4L-B	-
	Le Mans		KIX30L-BS	-	53030	-	Hexagon 125/150		-	-	-	YB9-B	-
	Mille		KIX30L-BS	-	53030	-	NRG50		-	-	-	YB4L-B	-
	1000NT		KIX30L-BS	-	53030	-	P125ETES, P125TS		-	-	-	YB7-A	12N7-4A
	Quota		KIX30L-BS	-	53030	-	P200E (c/aw.)		-	-	-	YB9-B	-
	V10 Centauro Sport GT	99 ~ END	-	YTX15L-BS	-	-	PK50, PK50-C.A, PK50N, PK50XL		-	-	-	YB7-A	12N7-4A
936	Bellagio	~ '10	YTX20HL-BS	YTX20L-BS	-	-	PK80S-C.A.		-	-	-	YB7-A	12N7-4A
850	Le Man		KIX30L-BS	-	53030	-	PK125FL, PK125SS, PK125XL	k	-	-	-	YB7-A	12N7-4A
	T3, T4, T5		KIX30L-BS	-	53030	-	PX125		-	-	-	YB9-B	-
750	Breva 750	04 ~ '10	KTX14AHL-BS	-	-	-	PX125+80E		-	-	-	-	12N5.5-3B
	V7 Classic	09 ~ '11	KTX14AHL-BS	-	-	-	PX125+80E-AREC		-	-	-	-	12N5.5-3B
	Nevada		YTX20HL-BS	YTX20L-BS	YB18L-A	-	PX125-80E-ARC		-	-	-	YB9-B	-
	Nevada 750 Classic	~ '10	KTX14AHL-BS	-	-	-	PX125T5		-	-	-	YB9-B	-
	NTX		YTX20HL-BS	YTX20L-BS	YB18L-A	-	P150E		-	-	-	YB9-B	-
	Strada		YTX20HL-BS	YTX20L-BS	YB18L-A	-	PX150E-ARC		-	-	-	YB9-B	-
	V7		KIX30L-BS	-	53030	-	PX200-ARC		-	-	-	YB9-B	-
	V7	12 ~ '13	YTX14H-BS	YTX14-BS	-	-	PX200E-ARC		-	-	-	-	12N5.5-3B
	V75		YTX20HL-BS	YTX20L-BS	YB18L-A	-	PX200GS		-	-	-	YB9-B	-
650	NTX		YTX20HL-BS	YTX20L-BS	YB18L-A	-	Quartz, Sactto, Sfera 50, Sfera 80,		-	-	-	YB4L-B	-
	V65		KIX30L-BS	-	53030	-	Skiper125/150		-	-	-	-	6N11A-1B(*2)
	V65 Florida		YTX20HL-BS	YTX20L-BS	YB18L-A	-	Vespa 50 Elestart		-	-	-	-	B39-6
500	Falcone		-	-	-	B38-6A	Vespa 50 Sprint		-	-	-	-	B39-6
	Falcone u. t.		YTX20HL-BS	YTX20L-BS	YB18L-A	-	Vespa 150GL		-	-	-	-	B39-6
	V50		KIX30L-BS	-	53030	-	Vespa PK 50 FL/FL2(c/av.)		-	-	-	YB7-A	-
							Zip-Zip (Fast Rider)		-	-	-	YB4L-B	-
MuZ							PIAGGIO - SCOOTER						
660	Skorpion	95 ~ '01	-	-	YB9L-A2	-	500	MP3 500	08 ~ '13	YTX14H-BS	YTX14-BS	-	-
125	All Models All Years	All Years	-	-	YB9L-A2	-		BV500	08 ~ '13	YTX14H-BS	YTX14-BS	-	-
MV AGUSTA							460	X9	09	YTX14H-BS	YTX14-BS	-	-
1000	F4	05 ~ '13	KTZ10S	-	-	-	400	MP3 400	08 ~ '13	YTX14H-BS	YTX14-BS	-	-
	Brutale 1078RR	09 ~ '13	KTZ10S	-	-	-	250	MP3 250	08 ~ '13	YTX14H-BS	YTX14-BS	-	-
910	Brutale	06 ~ '09	KTZ10S	-	-	-		BV250	08 ~ '11	YTX14H-BS	YTX14-BS	-	-
800	Brutale	13	KTZ10S	-	-	-	150	FLY150	09 ~ '13	-	-	YB9-B	-
750	F4, Brutale	00 ~ '08	KTZ10S	-	-	-	50	FLY50	09 ~ '13	-	-	YB9-B	-
675	F3, Brutale	13	KTZ10S	-	-	-		Typhoon	09	-	-	YB9-B	-
OZBIKE													
	All Models	All Years	KTZ7S	YTX5L-BS	-	-							





MOTORCYCLE / SCOOTER APPLICATION

ISO-9001 / 14001



cc	Model	Year	High Performance Maintenance Free	Maintenance Free	YB Series	Conventional	cc	Model	Year	High Performance Maintenance Free	Maintenance Free	YB Series	Conventional	
PIAGGIO - GILERA							SUZUKI - MOTORCYCLE							
500	Fuoco 500ie	10 ~ '13	YTX20CH-BS	YTX16-BS	-	-	850	GS850G, GL	79 ~ '83	KTX14AHL-BS	-	YB14L-A2	-	
	Nexus 500ie	10	KTX14AHL-BS	-	YB14L-A2	-	800	VL800 Intruder Volusia	01 ~ '14	-	YTX12-BS	-	-	
300	Nexus 300ie	10 ~ '11	-	YTX14-BS	-	-		Boulevard C50,T, M50		-	-	YB16B-A1	-	
200	Runner 200	10 ~ '12	-	YTX12-BS	-	-		VS800 GL, S Intruder, Boulevard	02 ~ '12	-	-	YB16B-A	-	
125	Runner 125	10 ~ '12	-	YTX14-BS	-	-		VX800	90 ~ '93	-	-	-	-	
50	SP50	10 ~ '13	-	-	YB4L-B	-		VZ800 Marauder	97 ~ '08	-	YTX12-BS	-	-	
PIAGGIO - VESPA														
300	GTS300, GTV300	10 ~ '13	YTX14H-BS	YTX14-BS	-	-	750	GS750, Katana	77 ~ '83	KTX14AHL-BS	-	YB14L-A2	-	
250	GTS250	10	YTX14H-BS	YTX14-BS	-	-		GSX750F Katana	98 ~ '06	-	YTX9-BS	-	-	
	GTV250	10	YTX14H-BS	YTX14-BS	-	-		GSX750F Katana	89 ~ '97	KTX14AHL-BS	-	YB14L-B2	-	
150	LX150	07	-	-	YB9-B	-		GSX-R750	00 ~ '14	-	KT12A-BS	-	-	
	LX150 4T	~ '13	-	YTX12-BS	-	-		GSX-R750	96 ~ '99	-	YTX9-BS	-	-	
50	LX50	10 ~ '13	-	-	YB9-B	-		GSX-R750	86 ~ '92	KTX14AHL-BS	-	YB14L-A2	-	
PUCH														
	Cobra 80		-	-	-	B39-6		GSXR750W	94 ~ '95	-	YTX9-BS	-	-	
	Cobra GTL, Daytona N50, Monza		-	-	-	B39-6	700	GS700E, GS700ES	85	KTX14AHL-BS	-	YB14L-A2	-	
	Lido SL50, Lido Vario		-	-	YB4L-B	-		GV700GL Madura	85	KTX14AHL-BS	-	YB14L-B2	-	
	Monza GP, Monza GX, Monza X		-	-	-	B39-6		VS700GL Intruder	85 ~ '87	-	-	YB16B-A1	-	
ROYAL ENFIELD														
500	All Kick-start Models	95 ~ '99	-	-	YB7-A	12N7-4A		DL650 V-Strom	04 ~ '13	-	YTX12-BS	-	-	
	All Kick-start Models	00 ~ '03	-	-	YB5L-B	12N5-3B		DR650S ER, ES	94 ~ '95	-	YTX12-BS	-	-	
	All Electric Start Models	00 ~ '03	KTX14AHL-BS	-	YB14L-A2	-		DR650S N, P	92 ~ '93	-	YTX4L-BS	-	-	
350	All Kick-start Models	95 ~ '99	-	-	YB7-A	12N7-4A		DR650S	90 ~ '91	-	-	YB5L-B	12N5-3B	
	All Kick-start Models	00 ~ '03	-	-	YB5L-B	12N5-3B		DR650SE	98 ~ '14	-	YTX9-BS	-	-	
	All Electric Start Models	00 ~ '03	KTX14AHL-BS	-	YB14L-A2	-		DR650SE (CN)	96 ~ '97	-	YTX9-BS	-	-	
SUZUKI - MOTORCYCLE														
1800	VZR1800(M109R)	06 ~ '14	YTX20CH-BS	-	-	-		DR650SE	96 ~ '97	-	-	YB10L-B2	-	
	VLR1800(C109R)	08 ~ '12	YTX20CH-BS	-	-	-		GR650 Templer, X	83	KTX14AHL-BS	-	YB14L-A2	-	
1600	Marauder, Boulevard M95	04 ~ '05	YTX20CH-BS	YTX16-BS	-	-		GS650E	81 ~ '82	-	-	YB10L-A2	-	
1500	VL1500 Intruder, Boulevard C90	98 ~ '11	-	YTX16-BS-1	-	-		GS650E (All)	81 ~ '83	KTX14AHL-BS	-	YB14L-A2	-	
	VZ1500 Boulevard C90	14	YTX20CH-BS	-	-	-		GSX650F	08 ~ '11	-	YTX9-BS	-	-	
	VZ1500 Boulevard M90	09 ~ '13	YTX20CH-BS	-	-	-		LS650 Savage, S40	86 ~ '13	KTX14AHL-BS	-	YB14L-B2	-	
1400	GV 1400GC, D,T Cavalcade	86 ~ '88	KTX24HL-BS	-	SY50N18L-AT	-		SV650	99 ~ '02	-	KT12A-BS	-	-	
	VS1400GL Intruder, GLP, S83	87 ~ '11	-	YTX16-BS-1	-	-		SV650A, SA	03 ~ '10	-	KT12A-BS	-	-	
1300	GSX1300BK B-KING	08 ~ '11	-	YTX12-BS	-	-		SV650,S	03 ~ '13	-	YTX12-BS	-	-	
	GSX1300R Hayabusa	99 ~ '07	-	KT12A-BS	-	-		SFV650 Gladius	09 ~ '14	-	KT12A-BS	-	-	
	GSX1300R, Z Hayabusa	08 ~ '14	-	YTX12-BS	-	-		XN85 Turbo	83	KTX14AHL-BS	-	YB14L-A2	-	
1250	GSF1250S,A Bandit, FA	07 ~ '13	-	KT12A-BS	-	-		600	GSF600S Bandit	96 ~ '03	-	YTX9-BS	-	
1200	GSF1200,S Bandit	97 ~ '05	-	YTX12-BS	-	-		GSX-R600	97 ~ '14	-	YTX9-BS	-	-	
	GV 1200GL, Madura	85 ~ '86	KTX14AHL-BS	-	YB14L-B2	-		GSX-R600W	92 ~ '93	-	YTX9-BS	-	-	
1150	GS1150E, S	83 ~ '86	-	-	SYB14L-B2	-		GSX600F Katana	98 ~ '06	-	YTX9-BS	-	-	
1100	GSX1100S, Katana	81 ~ '01	-	-	SYB14L-A2	-		GSX600F Katana	88 ~ '97	-	-	YB10L-B2	-	
	GS1100E, S	80 ~ '83	-	-	SYB14L-A2	-		SP600	85	-	-	YB5L-B	12N5-3B	
	GS1100G, K,L, Katana	82 ~ '84	KTX14AHL-BS	-	YB14L-A2	-		RF600R,S	94 ~ '96	-	YTX9-BS	-	-	
	GSX-R1100	86 ~ '92	KTX14AHL-BS	-	YB14L-A2	-		550	GS550E, L, M, TX	77 ~ '82	-	-	YB10L-A2	-
	GSX-R1100W	93 ~ '98	-	YTX12-BS	-	-		GS550E, ES,L	83 ~ '86	-	-	-	YB10L-B	-
	GSX1100F Katana	88 ~ '93	KTX14AHL-BS	-	YB14L-B2	-		GT550 Indy	72 ~ '77	-	-	-	-	12N11-3A-1
	GSX1100G	91 ~ '93	KTX14AH-BS	YTX14-BS	-	-		500	GS500,F	01 ~ '11	-	-	YB10L-B2	-
1000	DL1000 V-Strom	02 ~ '14	YTX14H-BS	YTX14-BS	-	-		GS500E	89 ~ '00	-	-	YB10L-B2	-	
	GS1000	78 ~ '82	KTX14AHL-BS	-	YB14L-A2	-		GT500 Titan	76 ~ '77	-	-	YB7-A	12N7-4A	
	GSX-R1000	01 ~ '04	-	YTX12-BS	-	-		SP500	81 ~ '83	-	-	-	6N4B-2A	
	GSX-R1000	05 ~ '14	-	KT12A-BS	-	-		T500 Titan	68 ~ '75	-	-	YB7-A	12N7-4A	
	SV1000,S	03 ~ '07	YTX14H-BS	YTX14-BS	-	-		450	GS450	83 ~ '88	-	-	YB12B-B2	-
	TL1000R	98 ~ '03	-	KT12A-BS	-	-		GS450	80 ~ '82	-	-	YB10L-A2	-	
	TL1000S	97 ~ '01	-	YTX12-BS	-	-		425	GS425, GS425E, L	79	-	-	YB10L-A2	-
900	RF900, R,S ZS	94 ~ '97	-	YTX9-BS	-	-		400	DR-Z400,E,S,SM	00 ~ '14	-	KT7B-BS	-	-
								GN400T,X	80 ~ '82	-	-	-	6N4B-2A	
								GS400	77 ~ '78	-	-	YB10L-A2	-	
								GS400X	77 ~ '78	-	-	YB7-A	12N7-4A	
								GSF400 Bandit	91 ~ '93	-	YTX9-BS	-	-	
								SP400	80	-	-	-	6N4B-2A	



cc	Model	Year	High Performance Maintenance Free	Maintenance Free	YB Series	Conventional	cc	Model	Year	High Performance Maintenance Free	Maintenance Free	YB Series	Conventional
SUZUKI - MOTORCYCLE							SUZUKI - MOTORCYCLE						
400	TS400 Apache	76 ~ '77	-	-	-	6N4B-2A	75	TS75 Colt	75 ~ '77	-	-	-	6N4-2A
	TS400 Apache	72 ~ '75	-	-	YB5L-B	12N5-3B	70	DR-Z70	08 ~ '09	-	KT4B-5	-	-
380	GT380 Sebring	72 ~ '77	-	-	YB7-A	12N7-4A	55	Model 31	68	-	-	-	6N2-2A-4
370	SP370	78 ~ '79	-	-	-	6N4B-2A	50	AC50, AS50	71	-	-	-	6N4-2A
350	DR350S	90 ~ '96	-	YTX4L-BS	-	-		OR50	79 ~ '80	-	-	-	6N4B-2A
	DR350SF	94 ~ '99	-	YTX7L-BS	-	-		Sport 50 (Model M12)	68	-	-	-	6N4-2A
	T350 Series	79	-	-	YB5L-B	12N5-3B		TS50	74	-	-	-	6N4-2A
305	Scramble TC305	69	-	-	YB5L-B	12N5-3B	 SUZUKI - SCOOTER						
	T305	69	-	-	YB5L-B	12N5-3B							
300	GS300L	82 ~ '85	-	-	YB12B-B2	-	650	AN650 Burgman	03 ~ '14	YTX14H-BS	YTX14-BS	-	-
250	DR250S	90 ~ '92	-	YTX4L-BS	-	-	400	AN400 Burgman	03 ~ '14	-	YTX9-BS	-	-
	DR250S, EP, ER,ES	93 ~ '95	-	YTX7L-BS	-	-	50	F50, F50R	71	-	-	-	6N4-2A
	DR-Z250	01 ~ '07	KTZ7S	-	-	-		FA50 Shuttle	80 ~ '91	-	-	-	6N2-2A-4
	GN250	82 ~ '88	-	-	YB10L-A2	-		FS50, FZ50	79 ~ '83	-	-	-	6N4-2A
	GS250T	80 ~ '81	-	-	YB10L-A2	-	 SYM - SCOOTER						
	GT250 Huslter	73 ~ '77	-	-	YB5L-B	12N5-3B							
	GW250	13 ~ '14	-	YTX9-BS	-	-	250	RV250	10 ~ '12	-	YTX12-BS	-	-
	GZ250	90 ~ '12	KTZ9S	YTX7L-BS	-	-	200	HD200	10 ~ '13	-	YTX9-BS	-	-
	Model T20	69	-	-	YB5L-B	12N5-3B	125	HD125	10 ~ '11	-	YTX9-BS	-	-
	SP250	82 ~ '85	-	-	-	6N4B-2A		Fiddlel125	10 ~ '11	-	YTX7A-BS	-	-
	Scrambler TC250	69	-	-	YB5L-B	12N5-3B	50	Fiddlel150	10 ~ '12	-	YTX7A-BS	-	-
	T250, T250-II, T250J, T250R	72	-	-	YB5L-B	12N5-3B		SYMply50	10 ~ '11	-	YTX7A-BS	-	-
	TS250 Savage	73 ~ '81	-	-	-	6N4B-2A		MIO 50	10 ~ '13	-	YTX7A-BS	-	-
	TS250 Savage	69 ~ '72	-	-	-	6N4-2A-4		JetEuro 50	10 ~ '12	KTZ7S	-	-	-
	TU250X	09 ~ '15	KTZ9S	YTX7L-BS	-	-		RS50	10	KTZ5S	YTX4L-BS	-	-
200	DR200SE	96 ~ '13	KTZ9S	YTX7L-BS	-	-	TRIUMPH						
	SP200	86 ~ '88	-	-	YB4L-B	-	2300	Rocket III	03 ~ '13	YTX20HL-BS	YTX20L-BS	-	-
	T200, TC200	-	-	-	YB5L-B	12N5-3B	1600	Thunderbird	10 ~ '13	YTX20HL-BS	YTX20L-BS	-	-
185	GT185 Adventurer	73 ~ '77	-	-	-	12N11-3A-1	1200	Trophy	00 ~ '04	YTX14H-BS	YTX14-BS	-	-
	TC185 Ranger	74 ~ '77	-	-	-	12N11-3A-1		All Other Models	93 ~ '99	KTX14AHL-BS	-	-	-
	TS185 Sierra	77 ~ '81	-	-	-	6N4B-2A	1050	Speed Triple	05 ~ '13	-	YTX12-BS	-	-
	TS185 Sierra	71 ~ '76	-	-	-	6N4-2A		Sprint ST	05 ~ '10	-	YTX12-BS	-	-
125	DR125, SE, SES	94 ~ '96	KTZ9S	YTX7L-BS	-	-		Tiger	07 ~ '13	-	YTX12-BS	-	-
	GN125, E	91 ~ '96	-	-	YB7-A	-	1000	Daytona	92 ~ '93	KTX14AHL-BS	-	-	-
	GN125, E	82 ~ '83	-	-	YB7-A	-	955	Daytona 955i, Speed Triple Sprint ST	99 ~ '04	YTX14H-BS	YTX14-BS	-	-
	RV125 SE, R	94	KTZ9S	YTX7L-BS	-	-		Sprint RS	00 ~ '04	YTX14H-BS	YTX14-BS	-	-
	RV125 Tracker	73 ~ '77	-	-	-	6N4-2A		Tiger	02 ~ '06	YTX14H-BS	YTX14-BS	-	-
	SP125	86 ~ '88	-	-	-	6N4-2A		All Other Models	96 ~ '97	KTX14AHL-BS	-	-	-
	SP125	82 ~ '83	-	-	-	6N4B-2A	900	Scrambler, Bonneville	06 ~ '07	-	YTX12-BS	-	-
	TC125 Prospector	73 ~ '77	-	-	-	6N4B-2A		T90	-	-	-	-	6N11A-1B
	TS125 Duster	71 ~ '81	-	-	-	6N4B-2A		Tiger	99 ~ '01	YTX14H-BS	YTX14-BS	-	-
120	B120P	-	-	-	-	6N4-2A		Thruyton	03 ~ '08	-	YTX12-BS	-	-
	TC120, TC120-II,TC120R	71	-	-	-	6N4B-2A		Thunderbird	02 ~ '03	KTX14AHL-BS	-	-	-
105	B105P	-	-	-	-	6N4-2A		All Other Models	91 ~ '01	KTX14AHL-BS	-	-	-
100	A100 Go-fer	76 ~ '77	-	-	-	6N4-2A	865	America	01 ~ '13	-	YTX12-BS	-	-
	A100 Go-fer	69	-	-	-	6N4-2A		Bonneville T100, SE	05 ~ '07	-	YTX12-BS	-	-
	B100P	-	-	-	-	6N4-2A		Scrambler	05 ~ '07	-	YTX12-BS	-	-
	SP100	83	-	-	-	6N4B-2A		Bonneville T100, SE, F1	08 ~ '10	-	KT12B-BS	-	-
	Scrambler AC100	69	-	-	-	6N4-2A		Scrambler	08 ~ '10	-	KT12B-BS	-	-
	Sport AS100	69	-	-	-	6N4-2A		Bonneville T100, SE, F1	11 ~ '13	-	YTX12-BS	-	-
	TC100 Blazer	73 ~ '77	-	-	-	6N4-2A		Scrambler	11 ~ '13	-	YTX12-BS	-	-
	TS100 Honcho	78 ~ '81	-	-	-	6N4B-2A		Speedmaster	03 ~ '13	-	KT12B-BS	-	-
	TS100 Honcho	73 ~ '77	-	-	-	6N4-2A		Thruyton	09 ~ '13	-	KT12B-BS	-	-
90	RV90 Rover	73 ~ '77	-	-	-	6N4B-2A	800	Bonneville	01 ~ '05	-	YTX12-BS	-	-
	RV90 Rover	72	-	-	-	6N2-2A-4		Speedmaster	03 ~ '05	-	YTX12-BS	-	-
	TC90	-	-	-	-	6N4-2A		Tiger 800	11 ~ '13	-	YTX16-BS	-	-
	TC90J, TC90R	-	-	-	-	6N2-2A-4		Bonneville, Tiger	-	-	YB9-B	12N9-4B-1	
	Model K10 , Model K10P	68	-	-	-	6N4-2A							
80	Sport 80(Model K11 & K11P)	68	-	-	-	6N4-2A							
	Trail 80(Model K15 & K15P)	68	-	-	-	6N4-2A							




MOTORCYCLE / SCOOTER APPLICATION

ISO-9001 / 14001



cc	Model	Year	High Performance Maintenance Free	Maintenance Free	YB Series	Conventional	cc	Model	Year	High Performance Maintenance Free	Maintenance Free	YB Series	Conventional
TRIUMPH							YAMAHA - MOTORCYCLE						
750	T150 Trident		-	-	YB7L-B	12N7-3B	950	XVS95CT, Y V Star 950	09 ~ '15	KTZ14S	-	-	-
	All Other Models	93 ~ '97	KTX14AHL-BS	-	-	-		Bolt, Bolt R-SPEC	14 ~ '15	KTZ14S	-	-	-
675	Daytona 675, R	06 ~ '10	-	KT7B-BS	-	-		XV920 Virago	82	KTX24HL-BS	-	SY50N18L-AT	-
	Daytona 675, R	11 ~ '12	-	YTX9-BS	-	-	920	XV920M Midnight Virago	83	KTX24HL-BS	-	Y50N18L-A-CX	Y50N18L-A
	Daytona 675, R	13 ~ '14	-	YTX9-BS	-	-		XV920R Virago	81 ~ '83	KTX24HL-BS	-	Y50N18L-A-CX	Y50N18L-A
	Street Triple, R	09 ~ '13	-	YTX9-BS	-	-	900	XJ900R Seca	83	KTX14AHL-BS	-	YB14L-A2	-
650	T120 Bonneville		-	-	YB7L-B	12N7-3B		TDM850	92 ~ '93	-	YTX12-BS	-	-
600	600(12V)		-	-	-	B39-6(*2PCS)	850	TRX850	95 ~ '99	-	YTX12-BS	-	-
	6T, T20B		-	-	-	6N11A-1B		XS850(All)	80 ~ '81	KTX14AHL-BS	-	YB14L-A2	-
	Daytona 600/650, Speed Four	03 ~ '05	-	YTX9-BS	-	-		FZ-09	14 ~ '15	KTZ10S	-	-	-
	TT600	00 ~ '03	-	YTX12-BS	-	-	800	FZ8	11 ~ '13	KTZ10S	-	-	-
500	500 (12V)		-	-	-	B39-6(*2PCS)	750	FZ750, FZR750	85 ~ '88	KTX14AHL-BS	-	YB14L-A2	-
	5TA, TR5A/R		-	-	-	6N11A-1B		TX750	73 ~ '74	KTX16L-BS	YTX20L-BS	YB16L-B	-
350	350 (6V)		-	-	-	6N11A-1B		XJ750 Maxim	82 ~ '83	-	-	SYB14L-A2	-
	350(12V)		-	-	-	B39-6(*2PCS)		XJ750M Midnight Maxim	83	KTX14AHL-BS	-	YB14L-A2	-
	350 3TA, Twenty One		-	-	-	B38-6A		XJ750R Seca	81 ~ '83	-	-	SYB14L-A2	-
250	Tigress (6V)		-	-	-	6N11A-1B		XS750(All)	77 ~ '79	KTX14AHL-BS	-	YB14L-A2	12N14-3A
	Tigress (12V)		-	-	-	6N11A-1B(*2PCS)		XV750 Virago(All)	81 ~ '96	-	-	YB16AL-A2	-
200	Tiger		-	-	-	6N11A-1B		YZF750R	94 ~ '98	-	YTX12-BS	-	-
183	Tigress		-	-	-	6N11A-1B		YZF-R7	99	-	KT9B-BS	-	-
VICTORY													
1731	ALL MODELS	08 ~ '14	YTX20HL-BS	-	-	-	700	FZ700, Fazer	86 ~ '87	KTX14AHL-BS	-	YB14L-A2	-
1634	Vegas, Kingpin, Hammer-(08)	06 ~ '10	YTX20HL-BS	-	-	-		FZ-07	15	KTZ10S	-	-	-
1507	Vegas, Kingpin, Hammer	03 ~ '05	YTX20HL-BS	YTX20L-BS	-	-		XJ700 Maxim, XJ700X	85 ~ '86	KTX14AHL-BS	-	YB14L-A2	-
	V92TC Touring Cruiser	02 ~ '06	YTX20HL-BS	YTX20L-BS	-	-		XV700 Virago	84 ~ '87	-	-	YB16AL-A2	-
	V92SC Sport Cruiser	00 ~ '01	YTX20HL-BS	YTX20L-BS	-	-	660	XT660R, R,Z(EU), Tenere (EU)	04 ~ '13	-	KT9B-BS	-	-
	V92C, DC Classic, Deluxe Cruise	98 ~ '04	YTX20HL-BS	YTX20L-BS	-	-		MT-03(EU)	06 ~ '13	-	KT9B-BS	-	-
YAMAHA - MOTORCYCLE													
1854	Roadliner, Raider, Stratoliner	06 ~ '14	-	KT14B-BS	-	-	650	TX650	74	KTX14AHL-BS	-	YB14L-A2	12N14-3A
	Raider	08 ~ '15	-	KT14B-BS	-	-		TX650	73	-	-	YB12A-A	12N12A-4A-1
1700	VMAX	09 ~ '15	KTZ14S	-	-	-		XJ650(All)	80 ~ '83	-	-	YB12A-A	12N12A-4A-1
	XV17AT Road Star, Silverado	04 ~ '07	YTX20HL-BS	YTX20L-BS	-	-		XS1	70 ~ '71	-	-	-	12N5.5-3B
	XV17P Road Start Warrior	02 ~ '08	-	KT14B-BS	-	-		XS2	72	-	-	YB12A-A	12N12A-4A-1
	XV17AT Road Star, Silverado	08 ~ '14	-	KT14B-BS	-	-		XS650	75 ~ '83	KTX14AHL-BS	-	YB14L-A2	12N14-3A
1600	XV1600 Road Star	99 ~ '03	YTX20HL-BS	YTX20L-BS	-	-		XVS650 V-Star(All)	98 ~ '15	-	KT12B-BS	-	-
1300	FJR1300,A	03 ~ '15	-	KT14B-BS	-	-	600	FJ600	84 ~ '85	-	-	YB12A-A	12N12A-4A-1
	XVZ13 Royal Start/Venture(All)	96 ~ '12	YTX20HL-BS	YTX20L-BS	-	-		FZ6, R	05 ~ '15	-	KT12B-BS	-	-
	XVZ13 Venture/Royale	86 ~ '93	KTX24HL-BS	-	SY50N18L-AT	-		FZ600	86 ~ '88	-	-	YB12A-A	12N12A-4A-1
	XVS13AY V Star 1300, Stryker	09 ~ '15	YTX20HL-BS	YTX20L-BS	-	-		FZR600/R	89 ~ '99	-	-	YB12AL-A2	-
1200	FJ1200(All)	91 ~ '93	YTX14H-BS	YTX14-BS	-	-		SRX600	86	-	-	YB5L-B	12N5-3B
	FJ1200	86 ~ '90	KTX14AHL-BS	-	YB14L-A2	-		XJ600S, Secra II	92 ~ '98	-	YTX9-BS	-	-
	VMX12 V-Max	85 ~ '07	-	-	YB16AL-A2	-		XT600	84 ~ '89	-	-	YB5L-B	-
	XVZ12 Venture/Roayle	83 ~ '85	KTX24HL-BS	-	SY50N18L-AT	-		XT600E	90 ~ '95	-	YTX9-BS	-	-
	XT1200Z Super Tenere	12 ~ '14	KTZ12S	-	-	-		YX600 Radian	86 ~ '90	-	-	YB12A-A	12N12A-4A-1
1100	FJ1100	84 ~ '85	KTX14AHL-BS	-	YB14L-A2	-		YZF-R6(Excl, R6S)	06 ~ '15	KTZ10S	-	-	-
	XJ1100 Maxim	82	KTX24HL-BS	-	SY50N18L-AT	-		YZF-R6, R6S	01 ~ '09	-	KT9B-BS	-	-
	XS1100(All)	78 ~ '81	KTX24HL-BS	-	Y50N18L-A-CX	Y50N18L-A		YZF-R6	99 ~ '00	-	KT12B-BS	-	-
	XV1100 Virago(All)	86 ~ '99	KTX24HL-BS	-	Y50N18L-A-CX	Y50N18L-A		YZF600R	95 ~ '07	-	YTX12-BS	-	-
	XVS1100 V-Star (All)	99 ~ '10	-	KT14B-BS	-	-	550	XJ550 Maxim, R Seca	81 ~ '83	-	-	YB12A-A	12N12A-4A-1
1000	FZR1000	91 ~ '95	YTX14H-BS	YTX14-BS	-	-		XT550	82 ~ '83	-	-	YB5L-B	12N5-3B
	FZR1000	87 ~ '90	KTX14AHL-BS	-	YB14L-A2	-		XZ550R Vision	82 ~ '83	KTX14AHL-BS	-	YB14L-A2	-
	FZS1000 FZ1	06 ~ '14	KTZ14S	-	-	-	535	XV535 Virago	87 ~ '99	-	-	YB12AL-A2	-
	FZS1000 FZ1	01 ~ '05	-	KT14B-BS	-	-	500	SR500	78 ~ '99	-	-	YB7L-B	12N7-3B
	GTS1000	93 ~ '94	YTX14H-BS	YTX14-BS	-	-		TX500	73 ~ '74	KTX14AHL-BS	-	YB14L-A2	12N14-3A
	XV1000 Virago	84 ~ '85	KTX24HL-BS	-	Y50N18L-A-CX	Y50N18L-A		XS500	75 ~ '78	KTX14AHL-BS	-	YB14L-A2	12N14-3A
	YZF-R1	98 ~ '03	-	KT12B-BS	-	-		XT500	76 ~ '81	-	-	-	6N6-3B-1
	YZF-R1	04 ~ '14	KTZ10S	-	-	-		XV500 Virago	83	-	-	YB12A-A	12N12A-4A-1
	YZF1000R	97 ~ '98	YTX14H-BS	YTX14-BS	-	-	450	WR450F	03 ~ '15	KTZ7S	-	-	-
							400	DT400 Enduro	77 ~ '78	-	-	-	6N6-3B-1
								DT400 Enduro	75 ~ '76	-	-	-	6N4B-2A-3
								FZR400(All)	88 ~ '90	-	-	YB12AL-A2	-
								RD400	76 ~ '79	-	-	-	12N5.5A-3B



cc	Model	Year	High Performance Maintenance Free	Maintenance Free	YB Series	Conventional	cc	Model	Year	High Performance Maintenance Free	Maintenance Free	YB Series	Conventional
YAMAHA - MOTORCYCLE							YAMAHA - MOTORCYCLE						
	XS400(All)	80 ~ '83	-	-	YB12A-A	12N12A-4A-1		YA6	64 ~ '66	-	-	YB10L-B	-
	SR400	78 ~ '00	-	-	YB7L-B	12N7-3B-1		YAS1/C	68	-	-	-	12N5.5-3B
	SR400	15	KT4B-5	-	-	-	110	TTR110E Electric Start	08 ~ '15	KT4B-5	-	-	-
360	DT360 Enduro	74	-	-	-	6N4B-2A-3	100	DT100 Enduro	77 ~ '83	-	-	-	6N4-2A-5
	RT1, RT1B 360 Enduro	70 ~ '71	-	-	-	6N2-2A-3		DT100 Enduro	74 ~ '76	-	-	-	6N4B-2A-3
	RT2, RT3 360 Enduro	72 ~ '73	-	-	-	6N4-2A-5		L5T, L5TA	69 ~ '70	-	-	YB7L-B	12N7-3B
	XS360	76 ~ '78	-	-	YB12A-A	12N12A-4A-1		LS2	72	-	-	-	12N5.5A-3B
	XS360-2	77	-	-	YB7L-B	12N7-3B		LT2, LT3 100 Enduro	72 ~ '73	-	-	-	6N4A-4D
350	BW350 Big Wheel	87 ~ '88	-	-	YB12B-B2	-		RS100	75 ~ '76	-	-	-	6N4A-4D
	R3	69	-	-	YB5L-B	12N5-3B		YL2C/CM	68	-	-	YB7L-B	12N7-3B
	R5, R5B, R5C	70 ~ '72	-	-	-	12N5.5A-3B	90	HS1, HS1B	70 ~ '71	-	-	-	12N5.5-3B
	RD350	73 ~ '75	-	-	-	12N5.5A-3B		HT1, HT1B 90 Enduro	70 ~ '71	-	-	-	6N2-2A-3
	RZ350	84 ~ '85	-	-	-	12N5.5-3B		TTR90E Electric Start	03 ~ '07	KT4B-5	-	-	-
	XT350	85 ~ '00	-	-	YB3L-B	-	80	DT80 Mini Enduro	81 ~ '83	-	-	-	6N4-2A-5
	YR2/C	68	-	-	-	12N5.5-3B		G6S, G6SB	70 ~ '71	-	-	-	6N4A-4D
250	DS6B, DS6C	69 ~ '70	-	-	YB5L-B	12N5-3B		G7S	72	-	-	-	6N4A-4D
	DS7	72	-	-	-	12N5.5A-3B		GT1 Mini Enduro	73	-	-	-	6N4-2A-5
	DT1 250 Enduro	68	-	-	-	6N2-2A-3		GT80 Mini Enduro	74 ~ '80	-	-	-	6N4-2A-5
	DT1B, DT1C, DT1E250 Enduro	69 ~ '71	-	-	-	6N2-2A-3		LB80 Chappy	76 ~ '78	-	-	-	6N4-2A-5
	DT2 250 Enduro	72	-	-	-	6N4-2A-5		YG1	62 ~ '66	-	-	-	6N4A-4D
	DT250 Enduro	77 ~ '79	-	-	-	6N6-3B-1		YG5T, YG5S	68 ~ '69	-	-	YB7L-B	12N7-3B
	DT250 Enduro	74 ~ '76	-	-	-	6N4B-2A-3	60	JT2 Mini Enduro	72	-	-	-	6N2-2A-3
	DT3 250 Enduro	73	-	-	-	6N4-2A-5		RD60	73 ~ '75	-	-	-	6N4A-4D
	RD250	73 ~ '75	-	-	-	12N5.5A-3B	50	DT50 Enduro	88 ~ '90	-	-	-	6N4B-2A-3
	SR250 Exciter	80 ~ '82	-	-	YB12A-A	12N12A-4A-1		LB50P Chappy	78 ~ '82	-	-	-	6N4-2A-5
	SRX250	87	-	-	YB12A-A	12N12A-4A-1		LC50 Champ	80 ~ '81	-	-	-	6N4-2A-5
	TTR250	99 ~ '06	-	KT7B-BS	-	-		MJ50 Towny	82	-	-	-	6N4-2A-5
	WR250X,R	08 ~ '15	KTZ7S	-	-	-		QT50 Yamahopper	79 ~ '87	-	-	-	6N4-2A-5
	WR250F	08 ~ '09	KTZ7S	-	-	-		RX50 Special	83 ~ '84	-	-	-	6N4-2A-5
	WR250F	03 ~ '07	KTZ7S	YTX5L-BS	-	-		TTR50E	06 ~ '15	KT4B-5	-	-	-
	XT250	08 ~ '15	KTZ7S	-	-	-		YSR50	87 ~ '92	-	-	-	6N4-2A-5
	XT250	84	-	-	YB3L-B	-	 YAMAHA - SCOOTER						
	XT250	80 ~ '83	-	-	-	6N6-3B-1							
	XV250 Virago	95 ~ '03	-	-	YB10L-A2	12N10-3A-2	530	T-Max	12 ~ '13	KTZ12S	-	-	-
	XV250 Route 66	88 ~ '90	-	-	YB10L-A2	12N10-3A-2	500	SP500 T-Max	09 ~ '13	KTZ10S	-	-	-
	XV250YCR V Star 250	09 ~ '15	-	-	YB10L-A2	12N10-3A-2	400	YP400 Majesty	04 ~ '14	-	KT9B-BS	-	-
230	TTR230E	06 ~ '15	KTZ7S	YTX5L-BS	-	-	250	Morphous	06 ~ '07	KTZ10S	-	-	-
225	TTR225	99 ~ '05	-	-	YB7B-B	-		Maxam	~ '13	KTZ10S	-	-	-
	XT225	01 ~ '07	KTZ7S	-	-	-	200	XC200 Riva	87 ~ '91	-	-	YB10L-B2	-
	XT225 Serow	92 ~ '00	KTZ9S	YTX7L-BS	-	-	180	XC180 Riva	83 ~ '85	-	-	YB10L-B	-
200	BW200E Big Wheel(E-Start)	86 ~ '88	-	-	YB7C-A	-	125	XC125 Riva	85 ~ '01	-	-	YB7C-A	-
	CS3B, CS3C	70 ~ '71	-	-	YB9L-A2	-		YJ125T Vino125	04 ~ '09	-	YTX7A-BS	-	-
	CS5	72	-	-	YB9L-A2	-		Zuma 125	09 ~ '15	-	KT7B-BS	-	-
	RD200	74 ~ '76	-	-	YB9L-A2	-	80	CV80 Riva	83 ~ '87	-	-	6YB11-2D	6N11-2D
	TW200	87 ~ '15	-	-	YB7C-A	-	50	CA50 Riva	83 ~ '86	-	-	6YB8L-B	-
	XT200	82 ~ '83	-	-	-	6N4A-4D		CE50 Riva Jog	86 ~ '87	-	-	YB4L-B	-
	YCS1	68	-	-	YB9L-A2	-		CG50 Riva	88 ~ '91	-	-	YB4L-B	-
185	SR185 Exciter	81 ~ '82	-	-	YB7L-B	-		CV50 Riva	84	-	-	6YB8L-B	-
175	CT1,CT1B,CT1C 175 Enduro	69 ~ '71	-	-	-	6N2-2A-3		CW50 Zuma	89 ~ '90	-	-	YB4L-B	-
	CT2,CT3 175 Enduro	72 ~ '73	-	-	-	6N4A-4D		CW50 Zuma II	97 ~ '01	-	-	YB4L-B	-
	DT175 Enduro	78 ~ '81	-	-	-	6N6-3B-1		CY50 Riva Jog	92 ~ '01	-	YTX4L-BS	-	-
	DT175 Enduro	74 ~ '76	-	-	-	6N4B-2A-3		SH50 Riva Razz	87 ~ '01	-	-	YB4L-B	-
125	AS2C	69	-	-	-	12N5.5-3B		XC50 Vino Classic	06 ~ '15	KTZ7S	YTX5L-BS	-	-
	AT1E, AT1B,AT1C 125 Enduro	69 ~ '71	-	-	YB7L-B	12N7-3B		XF50W(C3)	07 ~ '13	KTZ7S	YTX5L-BS	-	-
	AT2,AT3 125 Enduro	72 ~ '73	-	-	YB7L-B	12N7-3B		YW50A Zuma	02 ~ '14	KTZ7S	YTX5L-BS	-	-
	DT125 Enduro	74 ~ '81	-	-	YB7L-B	12N7-3B		VOX	~ '13	KTZ7S	YTX5L-BS	-	-
	RD125	75 ~ '76	-	-	-	12N5.5A-3B		JOG, ZR	~ '13	KTZ7S	YTX5L-BS	-	-
	TTR125E/LE Electric Star	03 ~ '15	KTZ5S	YTX4L-BS	-	-							
	XT125	82 ~ '83	-	-	-	6N4A-4D							



UTILITY VEHICLE(UTV) APPLICATION

ISO-9001 / 14001



cc	Model	Year	High Performance Maintenance Free	Maintenance Free	YB Series	Conventional
ARCTIC CAT						
550	Prowler 550	~ '09	KTX24HL-BS	-	-	-
	Prowler 550	10 ~ '13	KIX30L-BS	-	YB30L-B	-
650	Prowler 650	06 ~ '09	KTX24HL-BS	-	Y50N18L-A-CX	-
700	Prowler 700	~ '09	KTX24HL-BS	-	-	-
	Prowler 700	10 ~ '13	KIX30L-BS	-	YB30L-B	-
1000	Prowler 1000	~ '13	KIX30L-BS	-	YB30L-B	-
	WILDCAT 1000, Wildcat 1000 LTD	~ '13	KIX30L-BS	-	-	-
BRP (CAN-AM)						
800	Commander 800	11 ~ '13	YTX20HL-BS	YTX20L-BS	-	-
1100	Commander 1000	11 ~ '13	YTX20HL-BS	YTX20L-BS	-	-
HONDA						
700	MUV700 Big Red	08 ~ '13	YTX14H-BS	YTX14-BS	-	-
	SXS 700 Pioneer	14	YTX14H-BS	YTX14-BS	-	-
KAWASAKI						
300	KAF300, Mule 500, 520, 550		KTX14AH-BS	-	YB14A-A2	-
400	KAF400, Mule 600, 610	05 ~ '13	KTX14AH-BS	-	YB14A-A2	-
450	KAF450, Mule 1000		KTX16CL-BS	-	YB16CL-B	-
540	KAF540, Mule 2010, 2020, 2030		KTX16CL-BS	-	YB16CL-B	-
620	KAF620, Mule 3010 4x4	03 ~ '07	YTX20HL-BS	YTX20L-BS	-	-
	Advantage Classic					
	KAF620, Mule 2500, 2510 ,2520		KTX16CL-BS	-	YB16CL-B	-
	KFA620, Mule 3000,3010,3020		YTX20HL-BS	YTX20L-BS	-	-
	Mule 4000	~ '13	Not Available	-	-	-
	KAF620, Mule 4010 4x4(US)	~ '13	Not Available	-	-	-
	KAF620, Mule 4010 4x4(CN)	~ '13	YTX20HL-BS	YTX20L-BS	-	-
	Mule 4010 Trans 4x4 ,Diesel, Mule 4000	~ '13	Not Available	-	-	-
750	Teryx All Models(US)	08 ~ '13	Not Available	-	-	-
	Teryx All Models(CN)	08 ~ '13	-	YTX14-BS	-	-
950	KAF950, Mule2510, 3010 Diesel	~ '10	Not Available	-	-	-
KYMCO						
500	UXV500	~ '13	YTX20HL-BS	YTX20L-BS	-	-
POLARIS						
170	Ranger RZR	~ '14	-	YTX12-BS	-	-
425	Ranger 2X4	02 ~ '03	KIX30L-BS	-	YB30L-B	-
400	Ranger 400	11 ~ '14	KTX14AH-BS	-	YB14-B2	-
500	Ranger 6X6, 4X4	98 ~ '04	KIX30L-BS	-	YB30L-B	-
	Ranger 4X4	04 ~ '10	KIX30L-BS	-	YB30L-B	-
	Ranger 4X4	11 ~ '13	KTX14AH-BS	-	YB14-B2	-
570	RZR 570, EPS	12 ~ '13	KTX14AH-BS	-	YB14-B2	-
700	Ranger 6X6, 4X4	06 ~ '10	KIX30L-BS	-	-	-
800	RANGER RZR	09 ~ '13	YTX20HL-BS	-	-	-
	Ranger RZR 4, RZR S 800	10 ~ '14	KIX30L-BS	-	-	-
	Ranger	10 ~ '13	KIX30L-BS	-	YB30L-B	-
	Ranger, 6X6	14	Not Available	-	-	-
900	RANGER RZR	11 ~ '14	KIX30L-BS	-	-	-
	Ranger Diesel	11 ~ '14	Not Available	-	-	-
	Ranger XP	13 ~ '14	Not Available	-	-	-
	Ranger Crew	14	Not Available	-	-	-
1000	Ranger XP, Ranger XP 4	14	Not Available	-	-	-
SUZUKI						
620	QUV620F	05	YTX20HL-BS	YTX20L-BS	-	-
YAMAHA						
	Rhino	All Years	Not Available	-	-	-
700	Viking	14	Not Available	-	-	-



ALL TERRAIN VEHICLE(ATV) APPLICATION

ISO-9001 / 14001



cc	Model	Year	High Performance Maintenance Free	Maintenance Free	YB Series	Conventional	cc	Model	Year	High Performance Maintenance Free	Maintenance Free	YB Series	Conventional				
AEON (BENZA)																	
50	Cobra/CX-Sport 50	All	KTZ5S	YTX4L-BS	-	-											
90	Cobra/CX-Sport 90	All	KTZ5S	YTX4L-BS	-	-		Viper 150R	~ '13	-	-	YTX9-BS	-				
100	Cobra/CX-Sport 100	All	KTZ5S	YTX4L-BS	-	-		Vector250	~ '13	-	-	YTX12-BS	-				
ARCTIC CAT							HONDA										
50	DVX50	06 ~ '10	KTZ7S	YTX5L-BS	-	-	90	TRX90X, EX	06 ~ '15	KTZ7S	YTX5L-BS	-	-				
	All Models	~ '06	KTZ5S	YTX4L-BS	-	-	125	ATC125M	86 ~ '87	-	-	YTX12-BS	-				
90	90	~ '13	-	YTX5L-BS	-	-		ATC125M	84 ~ '85	-	-	YB9A-A	-				
	DVX90	06 ~ '13	KTZ7S	YTX5L-BS	-	-		TRX125 Fourtrax	87 ~ '88	-	-	YTX9-BS	-				
150	150	~ '13	-	YTX9-BS	-	-		TRX125 Fourtrax	85 ~ '86	-	-	YB9A-A	-				
250	All Models	~ '05	KTX14AHL-BS	-	YB14-A2	-	200	ATC200 Big Red	82 ~ '84	KTX14AH-BS	-	YB14A-A2	-				
	DVX250, 2X4	06	-	YTX12-BS	-	-		ATC200M	84 ~ '85	KTX14AH-BS	-	YB14A-A2	-				
	250	~ '10	-	YTX12-BS	-	-		TRX200 Fourtrax	90 ~ '96	-	-	YTX12-BS	-				
300	DVX300, Utility	09 ~ '14	-	YTX12-BS	-	-		TRX200 Fourtrax	84	KTX14AH-BS	-	YB14A-A2	-				
	All Models	All	KTX14AHL-BS	-	YB14-A2	-		TRX200SX Fourtrax	86 ~ '88	-	-	YTX12-BS	-				
366	366	08 ~ '12	KTX14H-BS	-	YB14-A2	-	250	ATC250ES Big Red	85 ~ '87	-	-	YTX12-BS	-				
	All Models	All	KTX14AH-BS	-	YB14-A2	-		ATC250SX	85 ~ '87	-	-	YTX12-BS	-				
400	DVX 400	All	-	YTX9-BS	-	-		TRX250X, EX	01 ~ '13	-	-	YTX9-BS	-				
	TRV400	~ '10	KTX14AH-BS	-	YB14-A2	-		TRX250 Fourtrax	85 ~ '87	-	-	YTX12-BS	-				
450	450, TRV	11 ~ '12	YTX20H-BS	-	-	-		TRX250 TE, TM, FourTrax Recon	97 ~ '13	-	-	YTX12-BS	-				
500	All Models	All	KTX14AH-BS	-	YB14-A2	-	300	TRX300 Fourtrax	88 ~ '00	YTX14H-BS	YTX14-BS	-	-				
550	550, TRV, LTD, S	10 ~ '14	YTX20H-BS	-	-	-		TRX300X, EX	93 ~ '12	-	-	YTX9-BS	-				
650	4X4 Automatic	04 ~ '06	KTX14AH-BS	-	YB14-A2	-		TRX300FW Fourtrax 4X4	88 ~ '00	YTX14H-BS	YTX14-BS	-	-				
	650H1, TBX650, Mudpro	05 ~ '12	KTX14AH-BS	-	YB14-A2	-	350	FL350R Odyssey	85	-	-	YTX12-BS	-				
700	700	06 ~ '08	KTX14AH-BS	-	YB14-A2	-		TRX350 Rancher	00 ~ '06	YTX14H-BS	YTX14-BS	-	-				
	TRV, Mudpro, LTD, TBX, Diesel	09 ~ '14	YTX20H-BS	-	-	-		TRX350, D Fourtrax 4X4	86 ~ '89	YTX14H-BS	YTX14-BS	-	-				
	CORE, XT	14	YTX20H-BS	-	-	-	400	FL400R Pilot	89 ~ '90	YTX14H-BS	YTX14-BS	-	-				
1000	Thundercat	~ '10	YTX20H-BS	-	-	-		TRX400 Rancher AT	04 ~ '06	YTX14H-BS	YTX14-BS	-	-				
	Mudpro 1000H2, TRV, 1000i GT	10 ~ '14	YTX20H-BS	-	-	-		TRX400X, EX, Fourtrax, Sportrax	99 ~ '13	-	-	YTX9-BS	-				
								TRX400FW Foreman	95 ~ '03	YTX14H-BS	YTX14-BS	-	-				
BRP (Can-Am)							HYOSUNG										
50	DS50, Quest	02 ~ '06	KTZ5S	YTX4L-BS	-	-	450	TE450S	~ '13	-	-	YTX9-BS	-				
70	DS70	~ '13	KTZ5S	YTX4L-BS	-	-	JOHN DEERE										
90	DS90, DS90F, Quest	02 ~ '13	KTZ5S	YTX4L-BS	-	-	All Models						All Years	KTX16CL-BS	YTX20HL-BS-PW	YB16CL-B	-
200	Rally	02 ~ '06	KTX14AH-BS	-	YB14A-A2	-	KASEA										
250	DS250	06 ~ '13	-	YTX12-BS	-	-	50	Mini Skyhawk	All	KTZ5S	YTX4L-BS	-	-				
330	Outlander 330	04 ~ '05	-	YTX15L-BS	-	-		Skyhawk 50	All	KTZ7S	YTX5L-BS	-	-				
400	Outlander 400	03 ~ '04	-	YTX15L-BS	-	-	65	KS, KU Models	All	-	-	YTX7A-BS	-				
	Outlander 400, XT, MAX	04 ~ '13	YTX20HL-BS	YTX20L-BS	-	-	90	KS, KU Models	All	-	-	YTX7A-BS	-				
450	DS450	~ '13	-	KT7B-BS	-	-		Skyhawk 90	All	KTZ7S	YTX5L-BS	-	-				
500	Traxter (All Models), Quest	99 ~ '05	KTX16CL-BS	YTX20HL-BS-PW	YB16CL-B	-	125	KS, KU Models Adventure Buggy	All	-	-	YTX7A-BS	-				
	Traxter (All Models), Quest(Opt)	02 ~ '05	KTX24HL-BS	-	Y50N18L-A-CX	Y50N18L-A	150	Skyhawk 150, Adventure Buggy	All	-	-	YTX7A-BS	-				
	Outlander, MAX, Renegade	~ '13	YTX20HL-BS	YTX20L-BS	-	-	170	Skyhawk 170	All	-	-	YTX7A-BS	-				
650	DS650	00 ~ '06	-	YTX15L-BS	-	-	250	Skyhawk 250	All	-	-	YTX7A-BS	-				
	Quest	02 ~ '05	KTX16CL-BS	YTX20HL-BS-PW	YB16CL-B	-											
	Quest (Opt)	02 ~ '05	KTX24HL-BS	-	Y50N18L-A-CX	Y50N18L-A											
	Outlander, MAX	~ '13	YTX20HL-BS	YTX20L-BS	-	-											
660	Outlander 660 EFI	~ '06	YTX20HL-BS	YTX20L-BS	-	-											
800	Outlander 800 EFI, MAX, Renegade	06 ~ '13	YTX20HL-BS	YTX20L-BS	-	-											
1000	Outlander 1000, Renegade	12 ~ '13	YTX20HL-BS	YTX20L-BS	-	-											
E-TON																	
50	All Models	04 ~ '05	KTZ7S	YTX5L-BS	-	-											
	AXL, TXL, NXL, RXL	99 ~ '03	KTZ5S	YTX4L-BS	-	-											
70	Viper 70	~ '13	KTZ7S	YTX5L-BS	-	-											
90	All Models	04 ~ '13	KTZ7S	YTX5L-BS	-	-											
	AXL, TXL, NXL, RXL	99 ~ '03	KTZ5S	YTX4L-BS	-	-											
	DXL90 Sierra	99 ~ '03	KTZ5S	YTX4L-BS	-	-											
150	CXL150 Yukon II	00 ~ '13	-	YTX9-BS	-	-											
	YXL150 Yukon	00 ~ '03	-	YTX9-BS	-	-											



ALL TERRAIN VEHICLE(ATV) APPLICATION

ISO-9001 / 14001



cc	Model	Year	High Performance Maintenance Free	Maintenance Free	YB Series	Conventional	cc	Model	Year	High Performance Maintenance Free	Maintenance Free	YB Series	Conventional
KAWASAKI							KYMCO						
50	KFX50	07 ~ '14	KTZ7S	YTX5L-BS	-	-	50	Mongoose 50	All	KTZ7S	YTX5L-BS	-	-
80	KSF80-A(KFX80)	03 ~ '05	KTZ7S	YTX5L-BS	-	-	90	Mongoose 90	All	KTZ7S	YTX5L-BS	-	-
90	KFX90	07 ~ '14	KTZ7S	YTX5L-BS	-	-	150	MXU150	All	-	YTX9-BS	-	-
110	KLF110-B Mojave	87 ~ '88	-	-	YB9L-A2	-	250	Mongoose,MXU	All	-	YTX12-BS	-	-
185	KLF185-A Bayou	85 ~ '88	-	-	YB10L-B	-	300	MXU300SD	All	-	YTX12-BS	-	-
200	KLT200-A,C	81 ~ '84	-	-	YB10L-B	-		Mongoose 300	All	-	YTX12-BS	-	-
	KLT200-B,C	83	-	-	YB12A-A	-	450	Maxxer 450	~ '14	YTX20HL-BS	YTX20-BS	-	-
220	KLF220-A Bayou	88 ~ '02	-	-	YB10A-A2	-	500	MXU500	~ '14	YTX20HL-BS	YTX20L-BS	-	-
	KLF220-A Bayou (CN)	92 ~ '02	KTX14AH-BS	-	YB14A-A2	-	700	MXU700	~ '14	YTX20HL-BS	YTX20L-BS	-	-
250	KLF250-A Bayou	03 ~ '12	-	-	YB10A-A2	-	POLARIS						
	KLF250-A Bayou(CN)	03 ~ '05	KTX14AH-BS	-	YB14A-A2	-	50	Predator, Outlaw	04 ~ '14	KTZ7S	YTX5L-BS	-	-
	KLT250-A	82 ~ '83	-	-	YB12A-A	-		Scrambler	01 ~ '02	KTZ5S	YTX4L-BS	-	-
	KLT250-C Prairie	83	-	-	YB12A-A	-		Scrambler	03	KTZ7S	YTX5L-BS	-	-
	KLT250-C Prairie	84 ~ '85	-	-	YB10L-B	-	90	Predator, Sportsman,Outlaw	03 ~ '14	KTZ7S	YTX5L-BS	-	-
300	KEF300-A Lakota	95 ~ '00	KTX14AH-BS	-	YB14A-A2	-		Scrambler, Sportsman	01 ~ '02	KTZ5S	YTX4L-BS	-	-
	KEF300-A Lakota Sport	01 ~ '03	KTX14AH-BS	-	YB14A-A2	-	200	Phoenix, Sawtooth	05 ~ '14	-	YTX12-BS	-	-
	KEF300-B Lakota Sport	01 ~ '03	KTX14AH-BS	-	YB14A-A2	-	250	All Models	85 ~ '05	KTX14AH-BS	-	YB14A-A2	-
	KLF300-A Bayou	86 ~ '87	KTX16CL-BS	YTX20HL-BS-PW	YB16CL-B	-	300	Hawkeve, Sportsman 300	06 ~ '10	-	-	YB14-B2	-
	KLF300-B Bayou	88 ~ '04	KTX14AH-BS	-	YB14A-A2	-	325	All Models	87 ~ '02	KTX14AH-BS	-	YB14A-A2	-
	KLF300-B Bayou(CN)	92 ~ '99	KTX16CL-BS	YTX20HL-BS-PW	YB16CL-B	-	330	Magnum, Trail	03 ~ '13	KTX14AH-BS	-	YB14A-A2	-
	KLF300-C Bayou 300 4X4	89 ~ '04	KTX14AH-BS	-	YB14A-A2	-		ACE	14 ~ '15	KTX14AH-BS	-	YB14A-A2	-
	KLF300-C Bayou 300 4X4(CN)	92 ~ '05	KTX16CL-BS	YTX20HL-BS-PW	YB16CL-B	-	335	Sportsman	98 ~ '01	KTX14AH-BS	-	YB14A-A2	-
	KVF300-A Prairie 300, 4X4	99 ~ '02	KTX14AH-BS	-	YB14A-A2	-	400	All Models	94 ~ '14	KTX14AH-BS	-	YB14A-A2	-
	KVF300-A Prairie 300, 4X4(CN)	99 ~ '01	KTX16CL-BS	YTX20HL-BS-PW	YB16CL-B	-	425	All Models	95 ~ '02	KTX14AH-BS	-	YB14A-A2	-
	KVF300-B Prairie 300, 4X4	99 ~ '02	KTX14AH-BS	-	YB14A-A2	-	450	Diesel, 445 Litre(primary)	99 ~ '03	KIX30L-BS	-	YB30L-B	-
	KVF300-B Prairie 300, 4X4(CN)	99 ~ '02	KTX16CL-BS	YTX20HL-BS-PW	YB16CL-B	-		Diesel, 445 Litre(secondary)	99 ~ '03	KTX14AH-BS	-	YB14A-A2	-
	KVF300 Brute Force	13 ~ '14	-	YTX12-BS	-	-		Outlaw 450	07 ~ '10	-	YTX9-BS	-	-
360	KVF360 Prairie	~ '13	KTX14AH-BS	-	YB14A-A2	-	500	All Models(Excl Predator, Sportsman)	99 ~ '12	KTX14AH-BS	-	YB14A-A2	-
400	KLF400-B Bayou 400 4X4	93 ~ '00	KTX16CL-BS	YTX20HL-BS-PW	YB16CL-B	-		Sportsman HO	96 ~ '13	KTX14AH-BS	-	YB14A-A2	-
	KSF400-A(KFX400)	03 ~ '06	-	YTX9-BS	-	-		Spottsman EFI	06 ~ '10	KIX30L-BS	-	-	-
	KVF400-A Prairie 400 4X4	97 ~ '00	KTX14AH-BS	-	YB14A-A2	-		Predator, Outlaw	03 ~ '06	-	YTX9-BS	-	-
	KVF400-A Prairie 400 4X4(CN)	97 ~ '00	KTX16CL-BS	YTX20HL-BS-PW	YB16CL-B	-	525	Outlaw 525	08 ~ '12	-	YTX9-BS	-	-
	KVF400-B Prairie 400 4X4	98 ~ '00	KTX14AH-BS	-	YB14A-A2	-	550	Sportsman Touring, XP, X2	09	YTX20HL-BS	-	-	-
	KVF400-B Prairie 400 4X4(CN)	98 ~ '00	KTX16CL-BS	YTX20HL-BS-PW	YB16CL-B	-		Sportsman Touring, X2	10	YTX20HL-BS	-	-	-
	KVF400-C Prairie 400, 4X4	99 ~ '02	KTX14AH-BS	-	YB14A-A2	-		Sportsman Touring, XP	10	KTX14AH-BS	-	-	-
	KVF400-C Prairie 400, 4X4(CN)	99 ~ '02	-	YTX14-BS	-	-		Sportsman EPS, XP, Touring	10 ~ '14	KTX14AH-BS	-	-	-
	KVF400-D Prairie 400,4X4	99 ~ '02	KTX14AH-BS	-	YB14A-A2	-	570	Sportsman	14	KTX14AH-BS	-	YB14A-A2	-
	KVF400-D Prairie 400,4X4(CN)	99 ~ '01	-	YTX14-BS	-	-	600	Sportsman	04 ~ '05	KIX30L-BS	-	YB30L-B	-
450	KFX450R	08 ~ '14	KTZ9S	YTX7L-BS	-	-	700	Sportsman, Military	02 ~ '08	KIX30L-BS	-	YB30L-B	-
	4X4 Advantage Classic	02 ~ '03	-	YTX14-BS	-	-		Sportsman	~ '10	KIX30L-BS	-	-	-
650	KVF650 Brute Force	02 ~ '13	-	YTX14-BS	-	-	800	Sportsman	05 ~ '14	KIX30L-BS	-	-	-
700	KVF650-A,B,D Prairie700 4X4	04 ~ '06	-	YTX14-BS	-	-		Sportsman	14	YTX20HL-BS	-	-	-
	KFX700	03 ~ '10	-	YTX14-BS	-	-		Sportsman 6X6	14	KIX30L-BS	-	-	-
	KVF700-A,B,D Prairie700 4X4	04 ~ '06	-	YTX14-BS	-	-	850	Sportsman (opt.) WV (std.)	09 ~ '14	KIX30L-BS	-	-	-
750	KVF750 Brute Force	05 ~ '14	-	YTX14-BS	-	-		Sportsman	10 ~ '14	YTX20HL-BS	-	-	-
								Scrambler	14	YTX20HL-BS	-	-	-
							1000	Scrambler	14	YTX20HL-BS	-	-	-
KTM							QIANJIANG						
450	SX ATV	08 ~ '12	KTZ7S	YTX5L-BS	-	-	100	ATV100	All	KTZ5S	YTX4L-BS	-	-
	XC ATVE	08 ~ '12	KTZ7S	YTX5L-BS	-	-	50	ATV50	All	KTZ5S	YTX4L-BS	-	-
505	SX ATV	08 ~ '13	KTZ7S	YTX5L-BS	-	-							
	XC ATVE	08 ~ '09	KTZ7S	YTX5L-BS	-	-							
525	SC ATV	10 ~ '13	KTZ7S	YTX5L-BS	-	-							



cc	Model	Year	High Performance Maintenance Free	Maintenance Free	YB Series	Conventional	cc	Model	Year	High Performance Maintenance Free	Maintenance Free	YB Series	Conventional
SUZUKI							YAMAHA						
50	LT-Z50 QuadSport	06 ~ '11	KTZ7S	YTX7L-BS	-	-	50	YFM50 Raptor	04 ~ '09	-	-	-	12N7D-3B
80	LT-80 QuadSport 80	87 ~ '06	KTZ7S	YTX7L-BS	-	-		YFM80 Badger	85 ~ '01	-	-	-	12N7D-3B
90	LT-Z90 QuadSport	07 ~ '11	-	YTX7A-BS	-	-	80	YFM80 Grizzly	05 ~ '08	-	-	-	12N7D-3B
160	LT160 E QuadRunner	89 ~ '94	-	-	YB9A-A	-		YFM80R Raptor	02 ~ '08	-	-	-	12N7D-3B
	LT160 E QuadRunner	03 ~ '04	-	-	YB9A-A	-	90	YFM90R Raptor	09 ~ '13	KTZ7S	YTX5L-BS	-	-
	LT-F160 QuadRunner	91 ~ '01	-	-	YB9A-A	-	100	YFM100 Champ	87 ~ '91	-	-	-	12N7D-3B
230	LT230E QuadRunner	87	Not available	-	-	-	125	YFA-1 Breeze	89 ~ '04	-	-	YB12C-A	-
	LT230E QuadRunner	88 ~ '93	-	YTX12-BS	-	-		YFM125S, Grizzly	04 ~ '13	-	-	YB12C-A	-
	LT230GE QuadRunner	85 ~ '86	-	-	YB10A-A2	-		YFM12R, Raptor	11 ~ '13	KTZ7S	-	-	-
	LT-F230 QuadRunner	86 ~ '87	-	-	YB10A-A2	-	200	YFM200, DX Moto 4	85 ~ '89	KTX14AH-BS	-	YB14A-A1	-
250	LT250EF QuadRunner	85 ~ '86	-	-	Y50N18A-A	-		YTM200, E, ER Tri Moto	83 ~ '85	KTX14AH-BS	-	YB14A-A1	-
	LT-4WD QuadRunner	87 ~ '99	KTX14AH-BS	-	YB14A-A2	-	225	YFM225 Moto 4	86 ~ '88	KTX14AH-BS	-	YB14A-A1	-
	LT-4WD QuadRunner (Opt)	87 ~ '99	-	-	Y50N18A-A	-		YTM225DR, DX Tri-Moto	83 ~ '86	KTX14AH-BS	-	YB14A-A1	-
	LT-F250 QuadRunner	88 ~ '01	KTX14AH-BS	-	YB14A-A2	-	230	YFU-1/T Pro-Hauler	89	KTX14AH-BS	-	YB14A-A1	-
	LT-F250 QuadRunner (Opt)	88 ~ '01	-	-	Y50N18A-A	-	250	YFB250, F Timber Wolf	92 ~ '00	-	-	YB12C-A	-
	LT-F250, Ozark	02 ~ '14	-	YTX12-BS	-	-		YFM25 Bear Tracker	99 ~ '04	KTX14AH-BS	-	YB14A-A2	-
	LT-F250, QuadRunner	99 ~ '02	KTX14AH-BS	-	YB14A-A2	-		YFM250 Moto 4	89 ~ '91	KTX14AH-BS	-	YB14A-A1	-
	LT-F250F QuadRunner (CN, Opt)	99 ~ '02	-	-	Y50N18A-A	-		YFM25B Big Bear	07 ~ '10	KTX14AH-BS	-	YB14A-A2	-
	LT-Z250 QuadSport	04 ~ '11	-	YTX9-BS	-	-		YFM25B Bruin	05 ~ '06	KTX14AH-BS	-	YB14A-A2	-
280	LT-4WDX KingQuad	91 ~ '99	KTX14AH-BS	-	YB14A-A2	-		YFM25R Raptor, R	08 ~ '13	KTZ7S	-	-	-
	LT-4WDX KingQuad (CN, Opt)	91 ~ '99	-	-	Y50N18A-A	-	300	Grizzly 300 Automatic	11 ~ '13	-	YTX12-BS	-	-
300	LT-F4WDX KingQuad	99 ~ '02	KTX14AH-BS	-	YB14A-A2	-	350	YFM35B Bruin	04 ~ '06	KTX14AH-BS	-	-	-
	LT-F4WDX KingQuad (Opt)	99 ~ '02	-	-	Y50N18A-A	-		YFM35ER Moto 4	87 ~ '95	KTX14AH-BS	-	YB14A-A1	-
	LT300E QuadRunner 300E	87 ~ '89	KTX14AH-BS	-	YB14A-A2	-		YFM35F, U Big Bear	87 ~ '99	KTX14AH-BS	-	YB14A-A1	-
	LT-F300F KingQuad	99 ~ '02	KTX14AH-BS	-	YB14A-A2	-		YFM35FX Wolverine	95 ~ '05	-	-	YB12C-A	-
	LT-F300F KingQuad (CN, Opt)	99 ~ '02	-	-	Y50N18A-A	-		YFM35FX Wolverine	06 ~ '10	KTX14AH-BS	-	-	-
	LT-A400 Eiger 2WD, F Eiger 4WD	02 ~ '07	YTX14H-BS	YTX14-BS	-	-		YFM35FG Grizzly	07 ~ '14	KTX14AH-BS	-	-	-
400	LT-F400 Eiger 2WD, F Eiger 4WD	02 ~ '07	YTX14H-BS	YTX14-BS	-	-		YFM35R Raptor	04 ~ '13	KTZ10S	-	-	-
	LT-Z400 QuadSport	03 ~ '14	-	YTX9-BS	-	-		YFM35U Big Bear	87 ~ '99	KTX14AH-BS	-	YB14A-A1	-
	LT-A400 King Quad	~ '14	YTX14H-BS	YTX14-BS	-	-		YFM35X Warrior	87 ~ '03	-	-	YB12C-A	-
	LT-A450 King Quad	07 ~ '11	YTX14H-BS	YTX14-BS	-	-		YFP35 TerraPro	88	KTX14AH-BS	-	YB14A-A1	-
450	LT-R450 QuadRacer	06 ~ '11	KTZ10S	YTX7A-BS	-	-	400	YFM40FB Big Bear	00 ~ '12	YTX20HL-BS	YTX20L-BS	-	-
500	LT-A500F QuadMaster	00 ~ '01	-	YTX16-BS-1	-	-		YFM40FG Grizzly	07 ~ '08	KTX14AH-BS	-	-	-
	LT-A500F Vinson 4WD	04 ~ '07	YTX20CH-BS	-	-	-		YFM40FW Kodiak	93 ~ '95	KTX14AH-BS	-	YB14A-A1	-
	LT-A500F Vinson 4WD	02 ~ '03	YTX20CH-BS	YTX16-BS	-	-		YFM40FW Kodiak/Automatic	03 ~ '06	KTX14AH-BS	-	-	-
	LT-F500F Vision Manual 4WD	04 ~ '07	YTX20CH-BS	-	-	-		YFM40FW Kodiak/Automatic	96 ~ '02	YTX20HL-BS	YTX20L-BS	-	-
	LT-F500F Vision Manual 4WD	03	YTX20CH-BS	YTX16-BS	-	-		YFM400FWN Big Bear	00 ~ '03	YTX20HL-BS	YTX20L-BS	-	-
	LT-A500 King Quad	~ '14	YTX20CH-BS	-	-	-	450	YFM45FG Grizzly	07 ~ '14	YTX20HL-BS	YTX20L-BS	-	-
700	LT-A700X King Quad	05 ~ '07	YTX20CH-BS	-	-	-		YFM45FX Wolverine	03 ~ '10	YTX20HL-BS	YTX20L-BS	-	-
	LT-V700F Twin Peaks	04 ~ '05	YTX14H-BS	YTX14-BS	-	-		YFZ450	04 ~ '13	-	KT7B-BS	-	-
750	LT-A750 King Quad	07 ~ '14	YTX20CH-BS	-	-	-		YFZ450X	~ '08	-	KT7B-BS	-	-
								YFZ450R, X	09 ~ '15	KTZ7S	-	-	-
							550	YMF5FG Grizzly	~ '14	YTX20HL-BS	YTX20L-BS	-	-
							600	YFM600FW Grizzly	98 ~ '01	YTX20HL-BS	YTX20L-BS	-	-
								YFV600FW Grizzly	98 ~ '01	YTX20HL-BS	YTX20L-BS	-	-
							660	YFM66FA Grizzly	02 ~ '08	YTX20HL-BS	YTX20L-BS	-	-
								YFM66R Raptor	01 ~ '05	YTX14H-BS	YTX14-BS	-	-
							700	YFM7FG Grizzly	07 ~ '15	YTX20HL-BS	YTX20L-BS	-	-
								YFM70R Raptor	06 ~ '15	-	KT9B-BS	-	-

BATTERY Applications & Specifications



PERSONAL WATERCRAFT (PWC) APPLICATIONS

ISO-9001 / 14001



cc	Model	Year	High Performance Maintenance Free	Maintenance Free	YB Series	Conventional	cc	Model	Year	High Performance Maintenance Free	Maintenance Free	YB Series	Conventional
AQA -JET CO.							KAWASAKI (JET SKI)						
430	Aqua- Jet SX1	91	KTX16-BS	-	YB16-B	-	300	JS300 TS, SX	86 - '91	KTX16CL-BS	YTX20HL-BS-PW	YB16CL-B	-
432	Aqua- Jet SX1	89 - '90	KTX16-BS	-	YB16-B	-	400	JS400	76	KTX16L-BS	YTX20L-BS	YB16L-B	-
ARCTIC CAT							440	JS440	87 - '92	KTX16CL-BS	KTX20HL-BS-PW	YB16CL-B	-
640	Tiger Shark	97 - '99	KTX14AHL-BS	-	YB14L-A2	-	440	JS440	77 - '86	KTX16L-BS	YTX20L-BS	YB16L-B	-
	Tiger Shark	93 - '96	-	-	YB16C-B	-	550	JS550	82 - '85	KTX16L-BS	YTX20L-BS	YB16L-B	-
770	Tiger Shark	97 - '99	KTX14AHL-BS	-	YB14L-A2	-		JS550 SX	86 - '95	KTX16CL-BS	YTX20HL-BS-PW	YB16CL-B	-
BRP (SEA DOO)							650	JF650 TS	89 - '96	KTX16CL-BS	YTX20HL-BS-PW	YB16CL-B	-
1500	GT1, GTX, RXP, RXT, WAKE	- '13	-	-	YB30CL-B	-		JF650 X2	86 - '95	KTX16CL-BS	YTX20HL-BS-PW	YB16CL-B	-
	GTX 4-Tec, RXP	03 - '07	-	-	YB30CL-B	-		JL650 SC	91 - '95	KTX16CL-BS	YTX20HL-BS-PW	YB16CL-B	-
	All Models	88 - '93	KTX16L-BS	YTX20L-BS	YB16L-B	-		JS650 SX	87 - '95	KTX16CL-BS	YTX20HL-BS-PW	YB16CL-B	-
	All Other Models	94 - '07	KTX16CL-BS	YTX20HL-BS-PW	YB16CL-B	-	750	JH750 B1-b3	93 - '95	KTX16CL-BS	YTX20HL-BS-PW	YB16CL-B	-
780	3D	- '07	KTX16CL-BS	YTX20HL-BS-PW	YB16CL-B	-		JH750 E1, F2, G1, G2	95 - '99	YTX20HL-BS	YTX20L-BS	-	-
HONDA								JH750 SS, ST, Xi, XiB	92 - '99	KTX16CL-BS	YTX20HL-BS-PW	YB16CL-B	-
1235	AquaTrax F/R-12, F/R-12X	02 - '09	KTX16L-BS	YTX20L-BS	-	-		JH750 ST, Zxi	95 - '97	YTX20HL-BS	YTX20L-BS	-	-
1470	AquaTrax F-15, F-15X	03 - '13	KTX16L-BS	YTX20L-BS	-	-		JH750 SX, ZX	92 - '95	KTX16CL-BS	YTX20HL-BS-PW	YB16CL-B	-
POLARIS								JS750 SX, ZX	92 - '95	KTX16CL-BS	YTX20HL-BS-PW	YB16CL-B	-
All	All Models	All	KTX16CL-BS	YTX20HL-BS-PW	YB16CL-B	-		JS750 SXi, Zxi Pro	95 - '02	YTX20HL-BS	YTX20L-BS	-	-
S. O. S MARINE MFG								JT750 STS, STX	96 - '98	YTX20HL-BS	YTX20L-BS	-	-
All	All ModelS	All	KTX16-BS	YTX20-BS	YB16-B-CX	YB16-B	800	JS800 SX-R	03 - '13	YTX20HL-BS	YTX20L-BS	-	-
ULTRANAUTICS							900	JH900 Zxi	95 - '97	YTX20HL-BS	YTX20L-BS	-	-
800	All Models	87 - '92	-	-	53030	-		JT900 STS, STX	97 - '05	YTX20HL-BS	YTX20L-BS	-	-
	Wet Bike	85 - '86	-	-	-	H-12	1100	JH1100 Zxi	96 - '03	YTX20HL-BS	YTX20L-BS	-	-
1250	Jet Star 1250 (Boat)	88 - '90	-	-	53030	-		JH1100-B Ultra 130	01 - '04	YTX20HL-BS	YTX20L-BS	-	-
	Jet Star 1250 (Boat)	91	-	-	53030	-		JT1100 STX	97 - '03	YTX20HL-BS	YTX20L-BS	-	-
WET JET INTERNATIONAL							1200	JH1200-A, B Ultra 150	99 - '05	YTX20HL-BS	YTX20L-BS	-	-
All	All Models	All	KTX16-BS	YTX20-BS	YB16-B-CX	YB16-B		JT1200-A-B, C, STX-R, STX-12F	02 - '07	YTX20HL-BS	YTX20L-BS	-	-
							1500	JT1500-A, STX, STX-15F	04 - '13	YTX20HL-BS	YTX20L-BS	-	-
								JT1500B,C,250X, Ultra LX, 260(L)X, 300(L)X	07 - '13	YTX20HL-BS	YTX20L-BS	-	-
YAMAHA							All	All Wave Runner Models	87 - '08	KTX16CL-BS	YTX20HL-BS-PW	YB16CL-B	-
							700	Superjet	09 - '13	KTX16CL-BS	YTX20HL-BS-PW	YB16CL-B	-
							1100	VX	09 - '13	KTX16CL-BS	YTX20HL-BS-PW	YB16CL-B	-
							1800	FX, FZR, FZS, VXS, VXR	09 - '13	KTX16CL-BS	YTX20HL-BS-PW	YB16CL-B	-





cc	Model	Year	High Performance Maintenance Free	Maintenance Free	YB Series	Conventional	cc	Model	Year	High Performance Maintenance Free	Maintenance Free	YB Series	Conventional
ARCTIC CAT							ARCTIC CAT						
1100	Z1, T Z1, F1100, M1100, Bearcat XF1100, T1100	01 ~ '13	YTX20H-BS	-	-	-	Pantera 800	02 ~ '04	KTX24HL-BS	-	-	Y50N18L-A-CX	-
800	F8 LXR, F800, M800, XF800	07 ~ '13	YTX20H-BS	-	-	-	Panther	94 ~ '96	KTX14AH-BS	-	-	YB14-A2	-
570	F570, T570, Bearcat	08 ~ '13	YTX20H-BS	YTX20-BS	YB18-A	-	Panther	89 ~ '93	KTX14AHL-BS	-	-	YB14L-A2	-
500	F5 LXR	07 ~ '13	YTX20H-BS	YTX20-BS	YB18-A	-	Panther	80 ~ '88	-	-	-	YB16L-B	-
	4 Stroke Trail, Touring	02 ~ '03	KTX24HL-BS	-	Y50N18L-A-CX	-	Panther 340	97 ~ '00	KTX14AH-BS	-	-	YB14-A2	-
	Bearcat 340, 440	95 ~ '00	KTX14AH-BS	-	YB14-A2	-	Panther 370	01 ~ '07	KTX14AH-BS	-	-	YB14-A2	-
	Bearcat 570	04 ~ '09	KTX24HL-BS	-	Y50N18L-A-CX	-	Panther 440	97 ~ '03	KTX14AH-BS	-	-	YB14-A2	-
	Bearcat 570	10 ~ '14	YTX20H-BS	-	-	-	Panther 550	97 ~ '01	YTX20H-BS	YTX20-BS	-	YB18-A	-
	Bearcat WT Turbo	06 ~ '07	KTX24HL-BS	-	-	-	Panther 570	02 ~ '07	KTX24HL-BS	-	-	Y50N18L-A-CX	-
	Bearcat WT	05 ~ '07	KTX24HL-BS	-	-	-	Panther 660	06 ~ '07	KTX24HL-BS	-	-	Y50N18L-A-CX	-
	Bearcat WT	03 ~ '04	KTX24HL-BS	-	Y50N18L-A	-	Powder Extreme	97 ~ '98	YTX20H-BS	YTX20-BS	-	YB18-A	-
	Bearcat WT	95 ~ '02	YTX20H-BS	YTX20-BS	YB18-A	-	Powder Special	95 ~ '97	YTX20H-BS	YTX20-BS	-	YB18-A	-
	Cheetah	91 ~ '93	KTX14AHL-BS	-	YB14L-A2	-	Prowler	94	-	-	-	YB7-A	12N7-4A
	Cheetah	86 ~ '90	-	-	YB16L-B	-	Prowler	90 ~ '93	KTX14AHL-BS	-	-	YB14L-A2	-
	Cougar	95 ~ '98	YTX20H-BS	YTX20-BS	YB18-A	-	Prowler 2-Up	95	YTX20H-BS	YTX20-BS	-	YB18-A	-
	Cougar	91 ~ '94	KTX14AHL-BS	-	YB14L-A2	-	Prowler Special	91 ~ '92	YTX20H-BS	YTX20-BS	-	YB18-A	-
	Cougar	85 ~ '90	-	-	YB16L-B	-	Puma	94 ~ '96	KTX14AH-BS	-	-	YB14-A2	-
	Crossfire 500	07	YTX20H-BS	-	-	-	Sabercat 500	04 ~ '06	YTX20H-BS	YTX20-BS	-	YB18-A	-
	Crossfire 600	06 ~ '07	YTX20H-BS	-	-	-	Sabercat 600, 700	04 ~ '06	KTX24HL-BS	-	-	Y50N18L-A-CX	-
	Crossfire 700	06	YTX20H-BS	-	-	-	T660 Touring	04 ~ '06	KTX24HL-BS	-	-	Y50N18L-A-CX	-
	El Tigre 5000	87 ~ '88	KTX14AHL-BS	-	YB14L-A2	-	T660 Turbo	04 ~ '07	KTX24HL-BS	-	-	-	-
	EXT	95 ~ '97	-	-	-	12N7-4A	T660 Turbo Touring	04 ~ '07	KTX24HL-BS	-	-	-	-
	EXT	92 ~ '94	KTX14AHL-BS	-	YB14L-A2	-	Thundercat	97 ~ '02	YTX20H-BS	YTX20-BS	-	YB18-A	-
	EXT	89 ~ '91	-	-	YB16L-B	-	Wildcat(EFI)	95 ~ '96	-	-	-	YB7-A	12N7-4A
	EXT (Carb)	95 ~ '96	YTX20H-BS	YTX20-BS	YB18-A	-	Wildcat(EFI)	93	KTX14AHL-BS	-	-	YB14L-A2	-
	EXT (EFI)	98	YTX20H-BS	YTX20-BS	YB18-A	-	Wildcat MC	94	-	-	-	YB7-A	12N7-4A
	EXT (EFI)	95 ~ '97	-	-	-	12N7-4A	Wildcat Touring	95 ~ '96	-	-	-	YB7-A	12N7-4A
	EXT 600	97 ~ '98	YTX20H-BS	YTX20-BS	YB18-A	-	Z	98 ~ '01	KTX14AH-BS	-	-	YB14-A2	-
	EXT Dix(EFI)	97 ~ '98	KTX24HL-BS	-	Y50N18L-A-CX	-	Z 370,440	02 ~ '07	KTX14AH-BS	-	-	YB14-A2	-
	EXT Special	91 ~ '92	KTX14AHL-BS	-	YB14L-A2	-	Z 570	02 ~ '08	KTX24HL-BS	-	-	Y50N18L-A-CX	-
	F6, F8, F1000	07 ~ '09	YTX20H-BS	-	-	-	ZL 500	02	YTX20H-BS	YTX20-BS	-	YB18-A	-
	F5	07 ~ '09	YTX20H-BS	YTX20-BS	YB18-A	-	ZL 550, 600	02 ~ '03	YTX20H-BS	YTX20-BS	-	YB18-A	-
	Firecat	03 ~ '06	KTX24HL-BS	-	Y50N18L-A-CX	-	ZL 800	02 ~ '03	KTX24HL-BS	-	-	Y50N18L-A-CX	-
	Jag AFS	89 ~ '91	KTX14AHL-BS	-	YB14L-A2	-	ZR (EFI)	95 ~ '96	-	-	-	YB7-A	12N7-4A
	Jag AFS L/T	89 ~ '93	KTX14AHL-BS	-	YB14L-A2	-	ZR 500, 600	01 ~ '02	YTX20H-BS	YTX20-BS	-	YB18-A	-
	Jag Liquid	96	KTX14AH-BS	-	YB14-A2	-	ZR 800	02 ~ '03	KTX24HL-BS	-	-	Y50N18L-A-CX	-
	Jag Z	94	KTX14AH-BS	-	YB14-A2	-	ZR 900	03 ~ '06	KTX24HL-BS	-	-	Y50N18L-A-CX	-
	Jag Z	93	KTX14AHL-BS	-	YB14L-A2	-	ZRT	97 ~ '02	YTX20H-BS	YTX20-BS	-	YB18-A	-
	Jag, Jag Dlx	94 ~ '99	KTX14AH-BS	-	YB14-A2	-	BRP - SKI - DOO						
	Jag, Jag Dlx	85 ~ '93	KTX14AHL-BS	-	YB14L-A2	-	All 4-stroke	03	KTX24HL-BS	-	-	Y50N18L-A-CX	Y50N18L-A
	Jaguar	07	YTX20H-BS	-	-	-	All Models	~ '98	KTX24HL-BS	-	-	Y50N18L-A-CX	Y50N18L-A
	King Cat 900	04 ~ '06	KTX24HL-BS	-	Y50N18L-A-CX	-	CK3 Types	99 ~ '03	KTX24HL-BS	-	-	Y50N18L-A-CX	Y50N18L-A
	Lynx	91 ~ '93	KTX14AHL-BS	-	YB14L-A2	-	Elite	04 ~ '06	KIX30L-BS	-	-	-	-
	M 5	05 ~ '06	YTX20H-BS	-	-	-	ZX Types	99 ~ '01	-	YTX15L-BS	-	-	-
	M 6	05 ~ '07	YTX20H-BS	-	-	-	ZX Types	02 ~ '03	YTX20HL-BS	YTX20L-BS	-	-	-
	M 7	05 ~ '06	YTX20H-BS	-	-	-	300 Skandic	~ '10	YTX20HL-BS	YTX20L-BS	-	-	-
	Mountain Cat	01	YTX20H-BS	YTX20-BS	YB18-A	-	550 Expedition, Freestyle, Skandic	05 ~ '13	YTX20HL-BS	YTX20L-BS	-	-	-
	Mountain Cat 500	02	YTX20H-BS	YTX20-BS	YB18-A	-	Grand Touring Renegade, Tundra	~ '13	YTX20HL-BS	YTX20L-BS	-	-	-
	Mountain Cat 570	02 ~ '04	KTX24HL-BS	-	Y50N18L-A-CX	-	MKZ, GSX, GTX	07 ~ '13	YTX20HL-BS	YTX20L-BS	-	-	-
	Mountain Cat 600	02 ~ '04	YTX20H-BS	YTX20-BS	YB18-A	-	600 Expedition, Skandic, Summit	06 ~ '13	YTX20HL-BS	YTX20L-BS	-	-	-
	Mountain Cat 800	02 ~ '04	KTX24HL-BS	-	Y50N18L-A-CX	-	Grand Touring Renegade	04 ~ '13	YTX20HL-BS	YTX20L-BS	-	-	-
	Mountain Cat 900	03 ~ '04	KTX24HL-BS	-	Y50N18L-A-CX	-	Tundra, MX Z, GSX, GTX	04 ~ '13	YTX20HL-BS	YTX20L-BS	-	-	-
	Mountain Cat 1000	02	YTX20H-BS	YTX20-BS	YB18-A	-	800 Expedition, Legend, Skandic	07 ~ '12	YTX20HL-BS	YTX20L-BS	-	-	-
	Pantera	99 ~ '01	YTX20H-BS	YTX20-BS	YB18-A	-	Renegade, Summit, Free Ride	04 ~ '13	YTX20HL-BS	YTX20L-BS	-	-	-
	Pantera	95 ~ '98	KTX24HL-BS	-	Y50N18L-A-CX	-	GSX, MX Z	04 ~ '13	YTX20HL-BS	YTX20L-BS	-	-	-
	Pantera	94	YTX20H-BS	YTX20-BS	YB18-A	-	1000 Expedition, Legend, Skandic	03 ~ '06	KTX24HL-BS	-	-	-	-
	Pantera	86 ~ '93	KTX14AHL-BS	-	YB14L-A2	-	1200 Grand Touring, Expedition	10 ~ '13	YTX20HL-BS	-	-	-	-
	Pantera	80 ~ '85	-	-	YB16L-B	-	Renegade, GSX, GTX, MXZ	09 ~ '13	YTX20HL-BS	-	-	-	-
	Pantera 550, 600	02 ~ '05	YTX20H-BS	YTX20-BS	YB18-A	-							



SNOWMOBILE APPLICATIONS

ISO-9001 / 14001



cc	Model	Year	High Performance Maintenance Free	Maintenance Free	YB Series	Conventional	cc	Model	Year	High Performance Maintenance Free	Maintenance Free	YB Series	Conventional	
KAWASAKI							YAMAHA							
All Models	All	KTX24HL-BS	-	-	Y50N18L-A-CX	Y50N18L-A	80	SV80E Sno-Scoot	88 ~ '90	-	-	YB7L-B	12N7-3B	
POLARIS							125	SV125E Sno-Scoot	90 ~ '91	KTX14AHL-BS	-	-	YB14L-A2	12N14-3A
All EFI (RXL, 500 EFI)	93 ~ '97	-	-	-	YB9A-A	-	300	CF300 Inviter	86 ~ '90	-	-	YB16AL-A2	-	
All Electric Start Kits	85 ~ '93	KTX24HL-BS	-	-	Y50N18L-A-CX	Y50N18L-A	340	CS340 Ovation Deluxe/LE	89 ~ '98	KTX14AHL-BS	-	YB14L-A2	12N14-3A	
All Electric Start Kits	94 ~ '05	KTX14AH-BS	-	-	YB14A-A2	-	EC340 Excell III	81 ~ '88	KTX14AHL-BS	-	YB14L-A2	12N14-3A		
All Other Models	92 ~ '05	KTX14AH-BS	-	-	YB14A-A2	-	ET340E Enticer	79	KTX24HL-BS	-	Y50N18L-A-CX	Y50N18L-A		
Indy, Indy Trail	84 ~ '91	KTX24HL-BS	-	-	Y50N18L-A-CX	Y50N18L-A	ET340E Enticer	80	KTX14AHL-BS	-	YB14L-A2	12N14-3A		
Sprint (Electric Start)	86 ~ '90	-	-	-	Y60N24-A	-	480	PZ480E Phazer Deluxe	84 ~ '89	KTX14AHL-BS	-	YB14L-A2	12N14-3A	
500 Wide Track	89 ~ '14	KTX24HL-BS	-	-	Y50N18L-A-CX	Y50N18L-A	PZ480E Phazer II LE, SS	90 ~ '98	KTX14AHL-BS	-	YB14L-A2	12N14-3A		
544 Trail, Trail Touring	~ '09	KTX14AH-BS	-	-	YB14A-A2	-	VT480 Venture GT	92 ~ '93	KTX14AHL-BS	-	YB14L-A2	12N14-3A		
550 IQ, LXT, Shift	~ '13	YTX20HL-BS	-	-	-	-	VT480 Venture XL	91 ~ '97	KTX14AHL-BS	-	YB14L-A2	12N14-3A		
Indy, Indy Trail	14	YTX20CH-BS	-	-	-	-	VT480TR Venture TR Electric	98	KTX14AHL-BS	-	YB14L-A2	12N14-3A		
600 IQ, Touring	~ '08	KTX14AH-BS	-	-	-	-	500 Phazer	~ '14	YTX14H-BS	YTX14-BS	-	-		
IQ, Shift, Switchback, RMK	09 ~ '13	YTX20HL-BS	-	-	-	-	Venture Lite	~ '14	YTX14H-BS	YTX14-BS	-	-		
Shift, Switchback, RMK	09 ~ '10	YTX20HL-BS	YTX20L-BS	-	-	-	PZ500DX Phazer 500 Deluxe	01	-	-	YB16AL-A2	-		
Wide Track	10 ~ '13	KIX30L-BS	-	-	-	-	VT500 Venture 500	97 ~ '01	-	-	YB16AL-A2	-		
Rush	10 ~ '14	YTX20CH-BS	-	-	-	-	VT500 Venture 500 XL	99 ~ '00	-	-	YB16AL-A2	-		
Switchback, RMK	11 ~ '14	YTX20CH-BS	-	-	-	-	VX500E Vmax	94 ~ '01	-	-	YB16AL-A2	-		
Indy	14	YTX20CH-BS	-	-	-	-	540 EC540 Excel	79 ~ '80	KTX24HL-BS	-	Y50N18L-A-CX	Y50N18L-A		
IQ	14	YTX20CH-BS	YTX20L-BS	-	-	-	VK540E, II, III	89 ~ '03	-	-	YB16AL-A2	-		
Voyager	14	YTX20CH-BS	-	-	-	-	XL540 XLV	85 ~ '90	-	-	YB16AL-A2	-		
Wide Track	14	KIX30L-BS	-	-	-	-	570 EX570E Exciter	88 ~ '90	-	-	YB16AL-A2	-		
750 FS/FST, Wide Track	06 ~ '10	YTX20HL-BS	YTX20L-BS	-	-	-	EX570E Exciter II LE	91 ~ '93	-	-	YB16AL-A2	-		
Turbo Switchback, Turbo Dragon	06 ~ '10	YTX20HL-BS	YTX20L-BS	-	-	-	600 VT600 Venture 600	97 ~ '98	-	-	YB16AL-A2	-		
Turbo LX, IQ	08 ~ '14	YTX20HL-BS	YTX20L-BS	-	-	-	VT600 Venture 600	99 ~ '06	KTX24HL-BS	-	Y50N18L-A-CX	Y50N18L-A		
FS Wide Track	10 ~ '13	KIX30L-BS	-	-	-	-	VX600DX Vmax 600 Deluxe	99 ~ '01	KTX24HL-BS	-	Y50N18L-A-CX	Y50N18L-A		
800 Switchback, RMK	10	YTX20HL-BS	YTX20L-BS	-	-	-	VX600E/DX Vmax 600 LE/DX	94 ~ '96	-	-	YB16AL-A2	-		
Rush, Switchback, RMK	11 ~ '14	YTX20CH-BS	-	-	-	-	VX600ER Vmax 600 ER	02 ~ '03	KTX24HL-BS	-	Y50N18L-A-CX	Y50N18L-A		
Indy	14	YTX20CH-BS	-	-	-	-	VX600XTC Vmax 600 XTC	97 ~ '98	-	-	YB16AL-A2	-		
							700 SXV700ER SXViper ER	02 ~ '05	KTX24HL-BS	-	Y50N18L-A-CX	Y50N18L-A		
							VT700 Venture 700	98 ~ '04	KTX24HL-BS	-	Y50N18L-A-CX	Y50N18L-A		
							VX700DX Vmax 700 Deluxe	99 ~ '00	KTX24HL-BS	-	Y50N18L-A-CX	Y50N18L-A		
							VX700ER Vmax 700 ER	01 ~ '02	KTX24HL-BS	-	Y50N18L-A-CX	Y50N18L-A		
							VX700XTC Vmax 700 XTC Deluxe	98	KTX24HL-BS	-	Y50N18L-A-CX	Y50N18L-A		
							973 Vector	~ '09	YTX20HL-BS	YTX20L-BS	-	-		
							Viking	~ '09	YTX20HL-BS	YTX20L-BS	-	-		
							RS Viking professional	09 ~ '14	YTX20HL-BS	YTX20L-BS	-	-		
							1000 Apex	06 ~ '14	YTX14H-BS	YTX14-BS	-	-		
							RS1000S, GT, RS		YTX20HL-BS	YTX20L-BS	-	-		
							RS1000R RX (All Models)	03 ~ '05	YTX20HL-BS	YTX20L-BS	-	-		
							1049 FX Nitro	~ '14	YTX20HL-BS	YTX20L-BS	-	-		
							RS Venture	~ '14	YTX20HL-BS	YTX20L-BS	-	-		
							RS Vector	~ '14	YTX20HL-BS	YTX20L-BS	-	-		

