



Pylon[®]



MICHELIN

WIPER BLADES

Pylon®



**Pylon Wiper Blades -
Great value in a quality
entry level product**

These economical wiper blades provide long lasting, all season performance

Steel frame

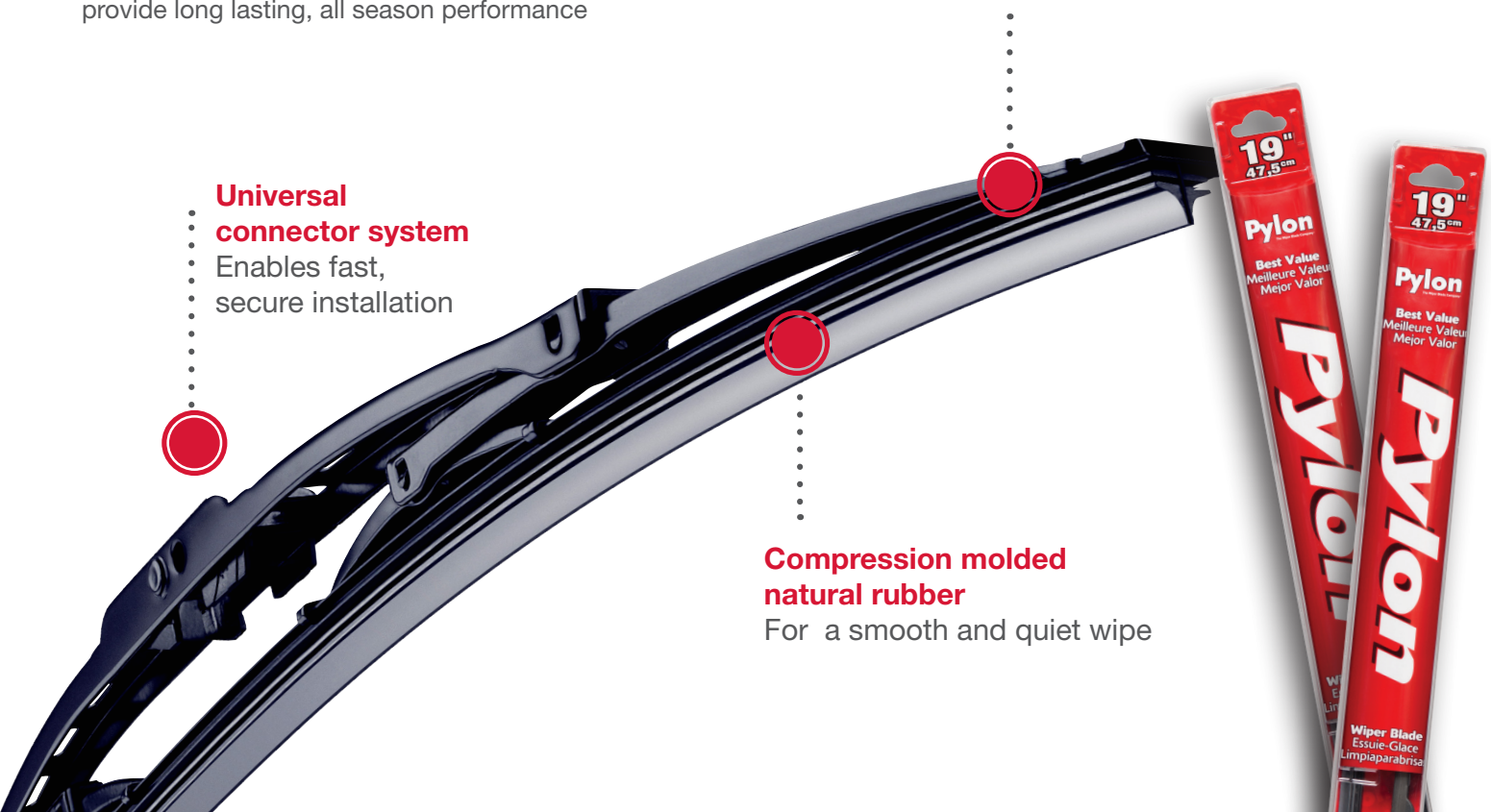
Provides maximum durability

**Universal
connector system**

Enables fast,
secure installation

**Compression molded
natural rubber**

For a smooth and quiet wipe



POWERBLADE™

The blade for all seasons

PowerBlade™ Wiper Blades Designed to provide easy installation and exceptional value

- Wiper Blade for all seasons
- All metal frame for better performance and longer life
- Wiper element is natural rubber compression molded
- Pre-installed connector fits 90% of vehicles

All metal frame


Riveted construction
for durability

Pre-installed connector

Enables fast,
easy installation

Compression molded natural rubber

Graphite coated for
smooth clean wiping



MICHELIN® RAINFORCE™ TRADITIONAL BLADE

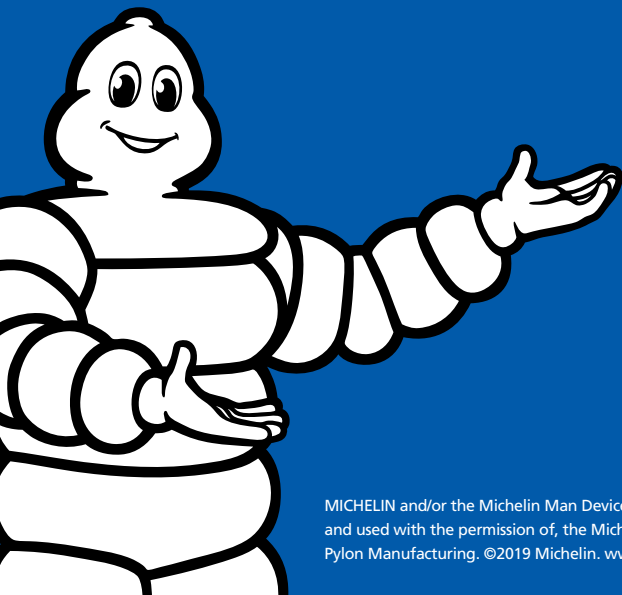
**Pre-installed
Connector System**
For fast, easy installation

Riveted Steel Frame
With durable powder
coat finish

**Stainless
Steel Flexors**
For corrosion-free
long life

**Compression
Molded Natural
Rubber**
For a clear,
consistent wipe

Aerodynamic Design
Increases blade-to-
windshield pressure



RainForce™ Wiper Blades Traditional Wiper Blade Technology

- RainForce™ conventional blades are the ideal wiper replacement solution for all weather performance in rain, ice and snow.
- Fits 100% of traditional applications*
* 9x3 & 9x4 hook, 1/4" pin, 3/16" Pin, 7mm Bayonet

MICHELIN® STEALTH HYBRID WIPER BLADE

Sleek and Aerodynamic

Provides all-season performance

Soft cover

- Provides maximum flexibility and protection


EZ Lok™

Connector System

- For quick and simple replacement

Smart Flex Design

- Means superior windshield contact




Stealth® Wiper Blades Advanced Hybrid Technology

- Aerodynamic design
- Durable construction for longer life
- Adapts to the curve of the windshield for better vision and safety in all weather conditions
- Pre-installed connector fits 90 % of cars, pick-up's, and 4X4's.

MICHELIN® RADIUS™ BEAM WIPER BLADE


**Fast-Lok™
Connector System**
Quick and Easy to Install

Built in Spoiler
Creates downdraft for
better wiper contact and
performance



**Curved Frameless
Beam Design**
Provides even wipe
pressure for smooth

**Premium Rubber with
Dura-Glide™ Coating**
Smooth & quiet wipes



- Sleek original equipment frameless beam design provides even wipe pressure for smooth quiet wipes and improved visibility.
- Fits 95% of vehicles

MICHELIN® REAR WIPER BLADE™

Easy Fit Connector System
Installs in minutes

Heavy Duty Plastic Design
Provides all-season performance

Sleek and aerodynamic
For original equipment style appearance

Natural Rubber
For quiet, long lasting wipes



- Premium conventional wiper blade with Nano graphite coated rubber for smooth free and quiet wiper performance
- The solution for Rear Wipers at an affordable price.





Pylon[®]

